



1Q25

Corporate Presentation



## Disclaimer

This presentation contains forward-looking information based on numerous variables, expectations and assumptions that are inherently uncertain. They involve judgments with respect to, among other things, future economic, competitive and financial market conditions and future business decisions, all of which are difficult or impossible to predict accurately. Accordingly, future results are likely to vary from those set forth in this presentation. You should not place undue reliance on forward-looking information. All forward-looking information is made as of the date of this presentation, based on information available to us as of such date, and we assume no obligation to update any forward-looking information. Copyright© 2025 ALFA, S.A.B. de C.V. All rights reserved. Reproduction and distribution is forbidden without the prior written consent of ALFA, S.A.B. de C.V.







# Transformation finalized; Alfa focused on SIGMA

- **Controladora Alpek Shares distributed to ALFA** Shareholders earlier than expected
- Alfa|SIGMA shareholders **approved Board of Directors** reconfiguration
- **Alfa|SIGMA credit ratings upgraded by Fitch and S&P to “BBB”**, highlighting simplified business structure
- Rebranding efforts include **preparations to change ALFA, S.A.B. de C.V for a Sigma-related name**

# Four independent businesses as a result of the transformation

1

alfa | Sigma



Food

2

alpek



Petrochemical

3

Nemak  
*Innovative Lightweighting*



Automotive Industry

4

axtel



Telecom



# Alfa | Sigma offers investors access to a focused food business



- Strong understanding of **consumer preferences**
- **World-class brands** across a diverse product portfolio
- **Robust distribution network** across an extensive geographical footprint
- **Industry-leading performance** with a resilient supply chain
- **State-of-the-art innovation** and R&D capabilities
- **A strong culture**, driven by our motivated employee base and engaged management team





*Delicious Food  
for a Better Life*

A multinational leader in consumer-packaged foods delighting consumers around the world with a portfolio of preferred and innovative brands

**Company Highlights**

**17**  
Countries

**100+**  
Brands

**640K+**  
Points of Sale

**1.8M**  
Tons of Food /  
LTM 1Q25

**US \$8.7B**  
Net Sales  
LTM 1Q25

**20y**  
Average Mgmt.  
Team Experience



# A Story of Transformation

Net Sales  
(US\$ B)

Countries

Facilities

Employees  
(K)

Net Sales Breakdown  
By geography By category

Mexico Europe U.S. Latam Cooked Meats Dry Meats Dairy Other

## National Leadership

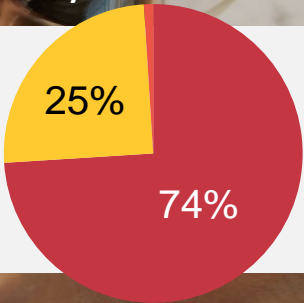
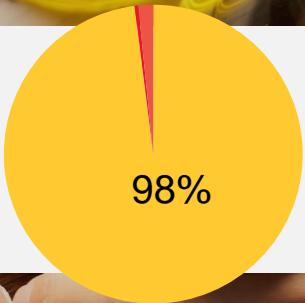
2000

\$0.8

4

8

12.5+



## International Expansion

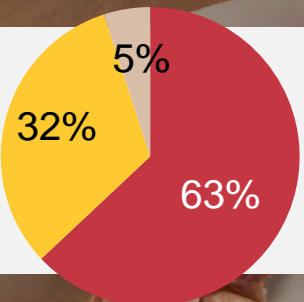
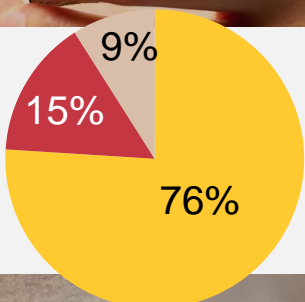
2010

\$2.6

9

34

29+



## Glocality

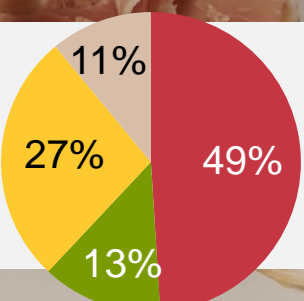
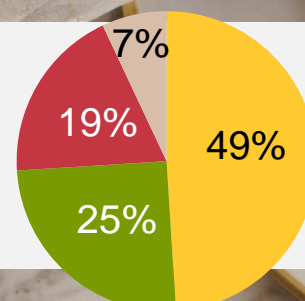
LTM  
1Q25

\$8.7

17

64

47+





# Sigma operates at an impressive scale



28  
loops




+2  
sandwiches



Every  
3  
days

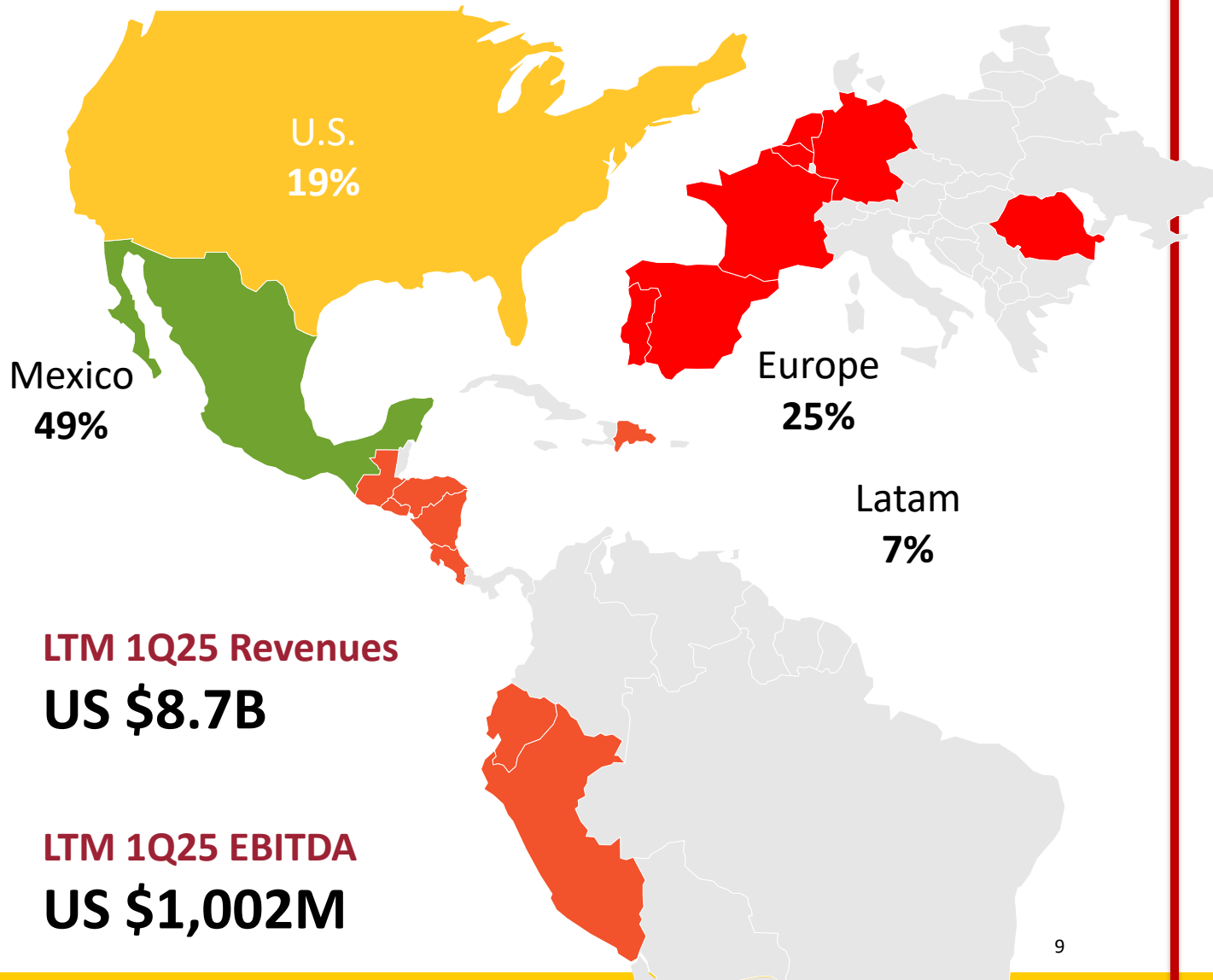


+250  
trips





## Presence in 17 countries



## Leadership in key Markets





### Mexico

- #1 Cooked meats
- #1 Cheese
- #2 Yoghurt

### U.S.

- #1 Sausages (vol.)
- #2 Bologna
- #2 Hispanic cheese

### Europe

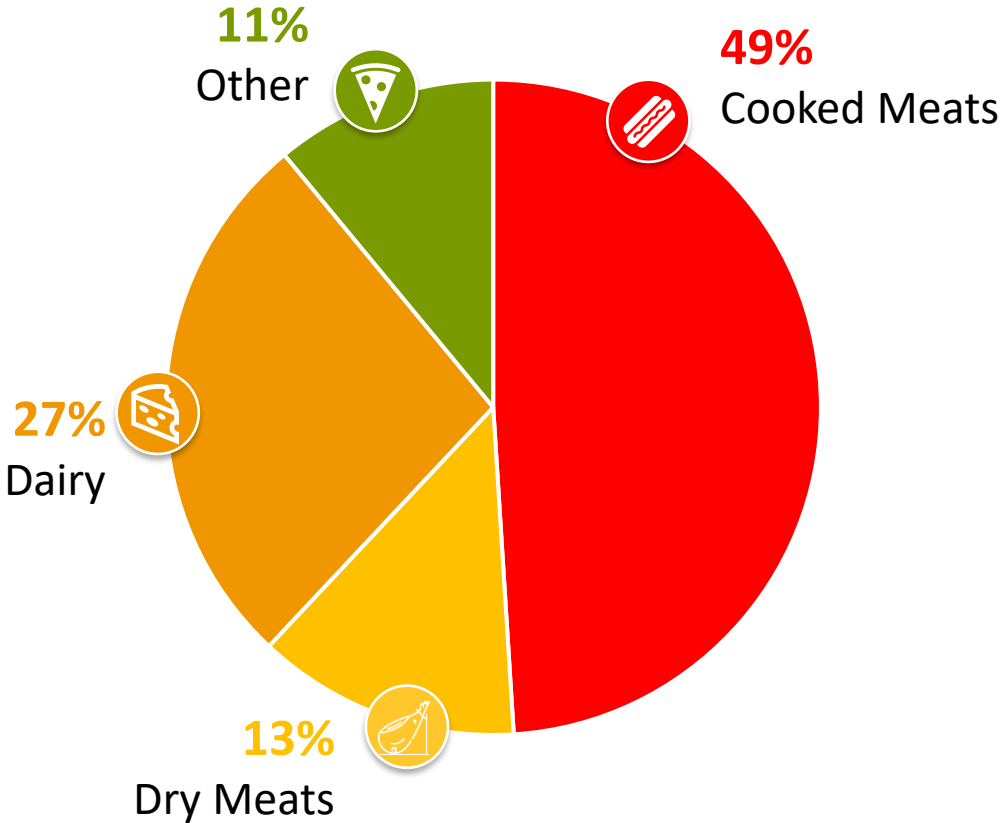
-  #1 Cooked meats
-  #1 Cooked meats
-  #1 Ham y Fuets
-  #2 Cooked meats

### LATAM


-  #1 Cheese and spreads
-  #1 Cooked meats
-  #2 Cooked meats
-  #2 Cooked meats
-  #2 Cooked meats



# Four main Branded Product Categories




**16** Brands with sales over US \$100 million a year





# Leading Brands across diversified Market Segments



# Multi-channel consumer reach



(% Sales)	Modern	Traditional	Foodservice
Mexico	40	43	17
Europe	77	15	8
US	73	20	7
Latam	47	34	20



# Extensive geographical footprint



64 Manufacturing Facilities



189 Distribution Centers



640k+ Points of Sale



8,800+ Vehicles



2 R&D Centers

## U.S.

- 8
- 16
- 131k+
- 100+

## Mexico

- 24
- 117
- 360k+
- 6,800+
- 1

## Latam

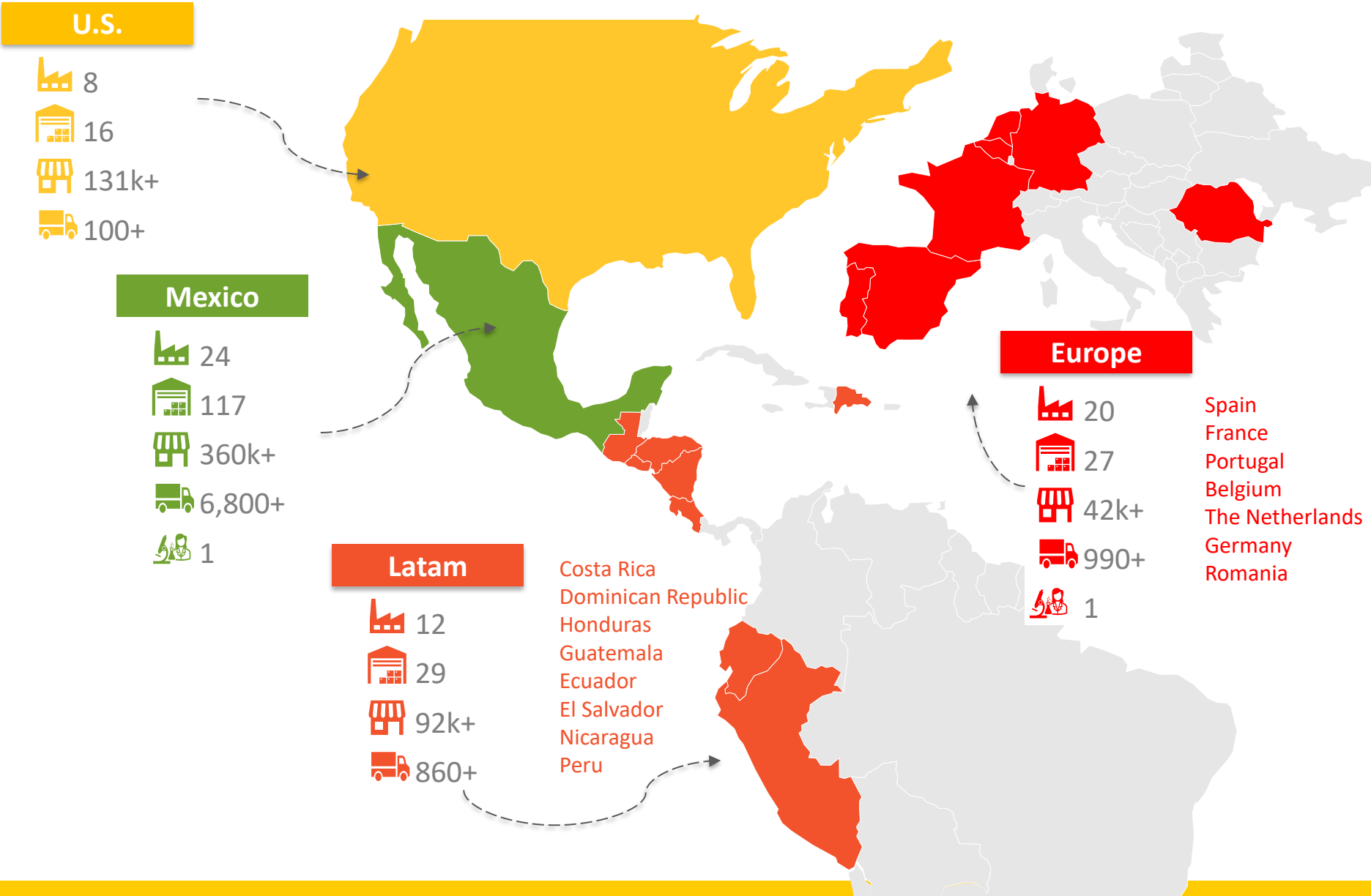
- 12
- 29
- 92k+
- 860+

Costa Rica  
Dominican Republic  
Honduras  
Guatemala  
Ecuador  
El Salvador  
Nicaragua  
Peru

## Europe

- 20
- 27
- 42k+
- 990+
- 1

Spain  
France  
Portugal  
Belgium  
The Netherlands  
Germany  
Romania



# Consumer-centric innovation

## Innovation – *Design Thinking*

**2,000+** New Product Launches in the last 3 years  
**10%** of Revenue comes from innovations

## Research & Development

**2** Technological Centers (Mexico & Spain)  
**260+** Specialists  
**35+** Patents & IP

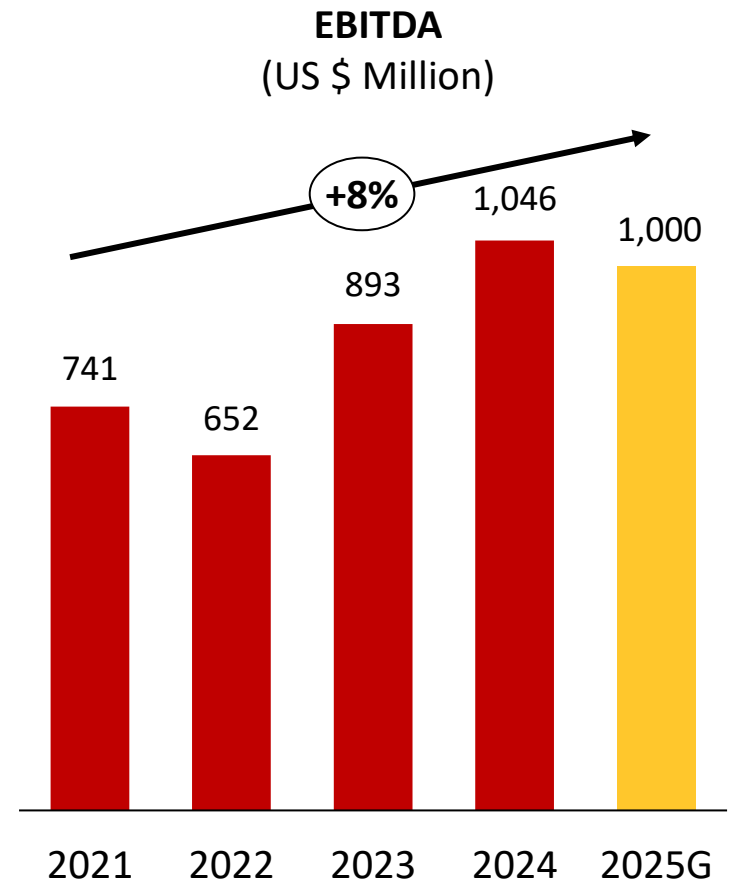
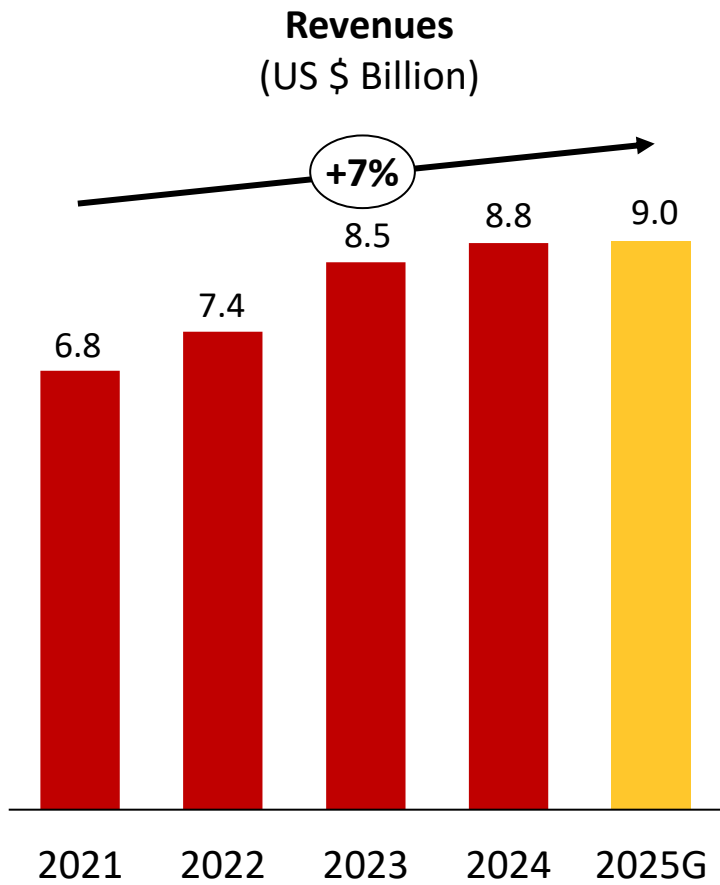
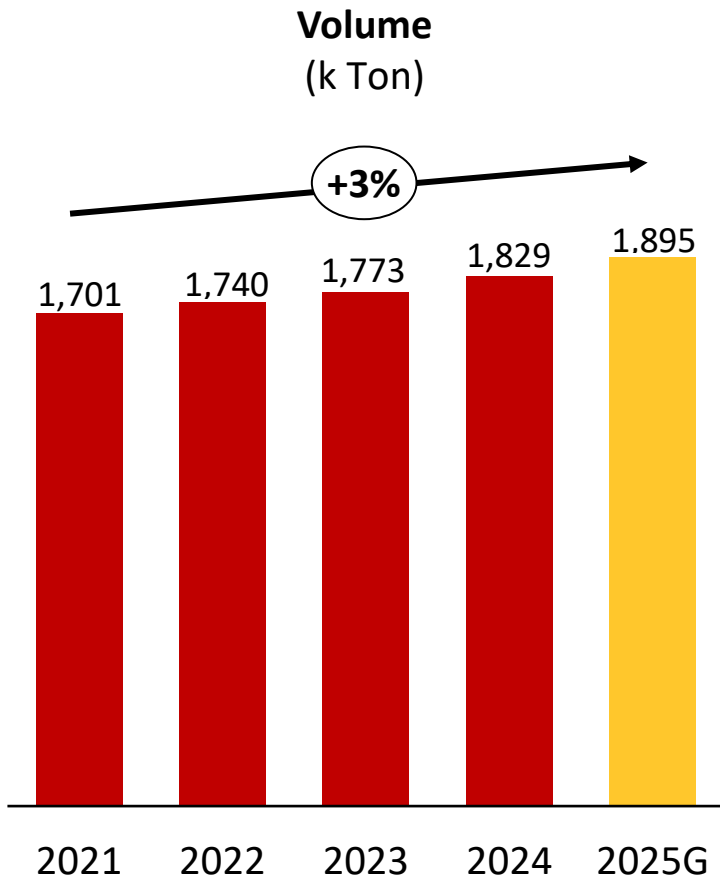
## Consumer Research

**240,000+** Contacts / year





# Financial Results



# Alfa | SIGMA Management Team



**Álvaro Fernández**  
Chairman & CEO  
*Tenure 33 years*










**Eduardo Escalante**  
CFO and Senior VP of  
Human Capital  
*Tenure 37 years*



**Rodrigo Fernández**  
Sigma CEO  
*Tenure 26 years*



# Board of Directors

- **MARIA TERESA ARNAL**   
*Entrepreneur; 25+ years of experience in tech (Google, Twitter & Microsoft)*
- **DIEGO CALDERON ROJAS**   
*CEO of Grupo Franca*
- **ENRIQUE CASTILLO SÁNCHEZ MEJORADA**  
*CEO of Tejocotes 134, S.C.*
- **ÁLVARO FERNÁNDEZ GARZA**   
*Chairman of the Board and CEO of ALFA, S.A.B. de C.V.*
- **ARMANDO GARZA SADA**   
*Chairman of the Board of Nemark, S.A.B. de C.V.*
- **BRENDA GARZA SADA**   
*Independent Advisor*
- **CLAUDIO X. GONZÁLEZ LAPORTE**  
*Chairman of the Board of Kimberly-Clark de México, S.A.B. de C.V.*
- **DAVID MARTÍNEZ GUZMÁN**  
*Founder and Managing Director of Fintech Advisory Inc.*
- **MIGUEL EDUARDO PADILLA SILVA**   
*Former CEO – FEMSA.*
- **ALEJANDRA PALACIOS PRIETO**  
*Independent advisor on strategy, M&A, and regulatory compliance.*
- **ANTHONY PRALLE**   
*Former Partner and Managing Director – BCG, Consumer and Operations in Spain.*
- **ADRIÁN G. SADA CUEVA**  
*CEO of Vitro, S.A.B. de C.V.*
- **ALEJANDRO RUIZ FERNÁNDEZ**   
*Independent Advisor*
- **RICARDO SALDIVAR ESCAJADILLO**   
*Former CEO / President of the BOD - Home Depot Mexico / Tec de Monterrey.*

# Meaningful, sustainable growth for generations to come



## Purpose

*Gives us a reason for existing  
beyond profit*



## Strategy

*Sees where the world is going  
and what it needs from Sigma*



## Culture & Capabilities

*Becoming a future fit  
organization*



# Building our Purpose



**Joy  
Connection**

**Joy  
Connection  
Promoting Health  
Sustainability**



A horizontal timeline diagram with a central red box labeled 'Delicious food'. To the left of the box is the word 'Present' and to the right is the word 'Future'. A horizontal line with an arrow at the end passes through the box.

**Delicious food**

*Present*

*Future*



*Sigma*

***Delicious Food  
for a Better Life***





*A promise to always provide  
great tasting, flavorful food*

**Sigma**

**Delicious Food**  
*for a Better Life*



**Sigma**

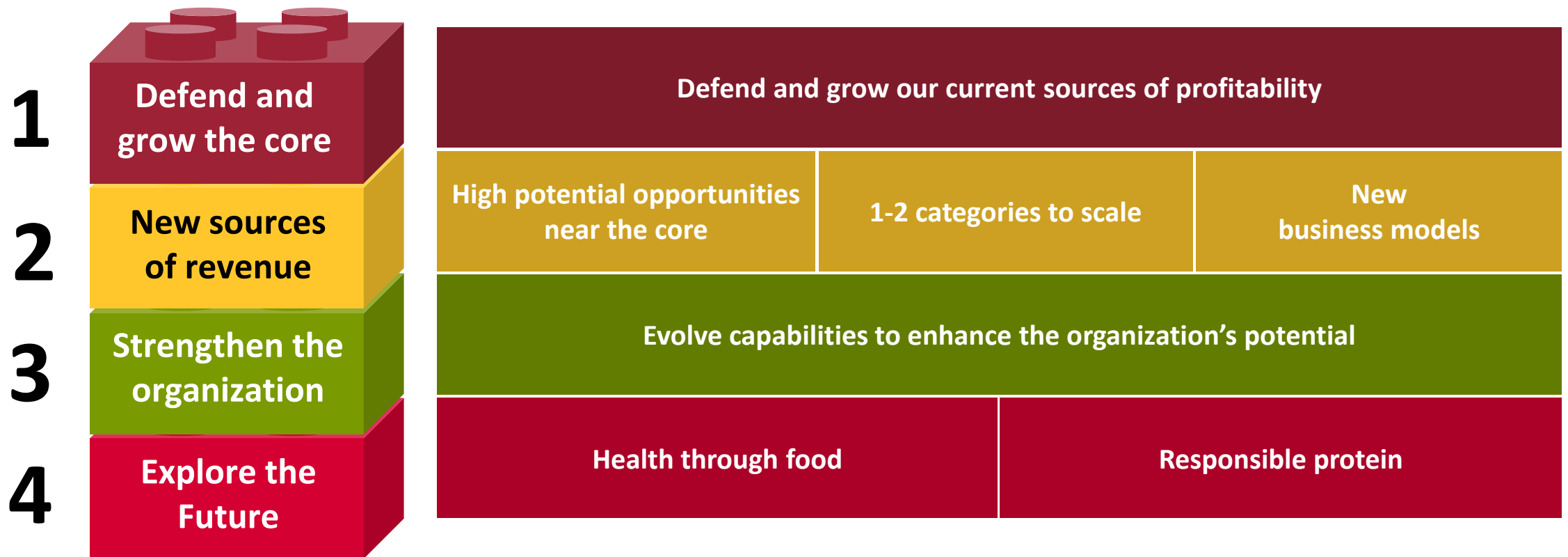
**Delicious Food  
for a Better Life**

*An ambitious commitment  
to make life even better  
for both: people and planet*



# Business strategy based on four building blocks

- **Financial objective:** Mid-to-high single-digit organic EBITDA growth, complemented by M&A opportunities



# Grow the Core

Through the years we have **developed a successful core business** that we continue to strengthen through:

- **Deep consumer knowledge, innovation, and brand equity** to exceed changing consumers' needs.
- **Execution with excellence and efficiency** to deliver a winning value proposition.
- **Margin Expansion** based on revenue growth, cost-saving initiatives, portfolio optimization, and leveraging on scale.

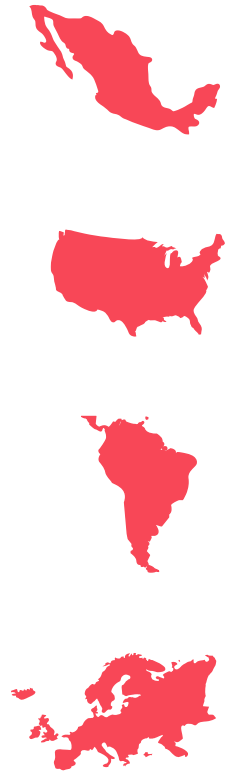




# New Sources of Revenue: High Potential Opportunities

**Cross-fertilization to attend high-value-opportunities**  
identified in each region:

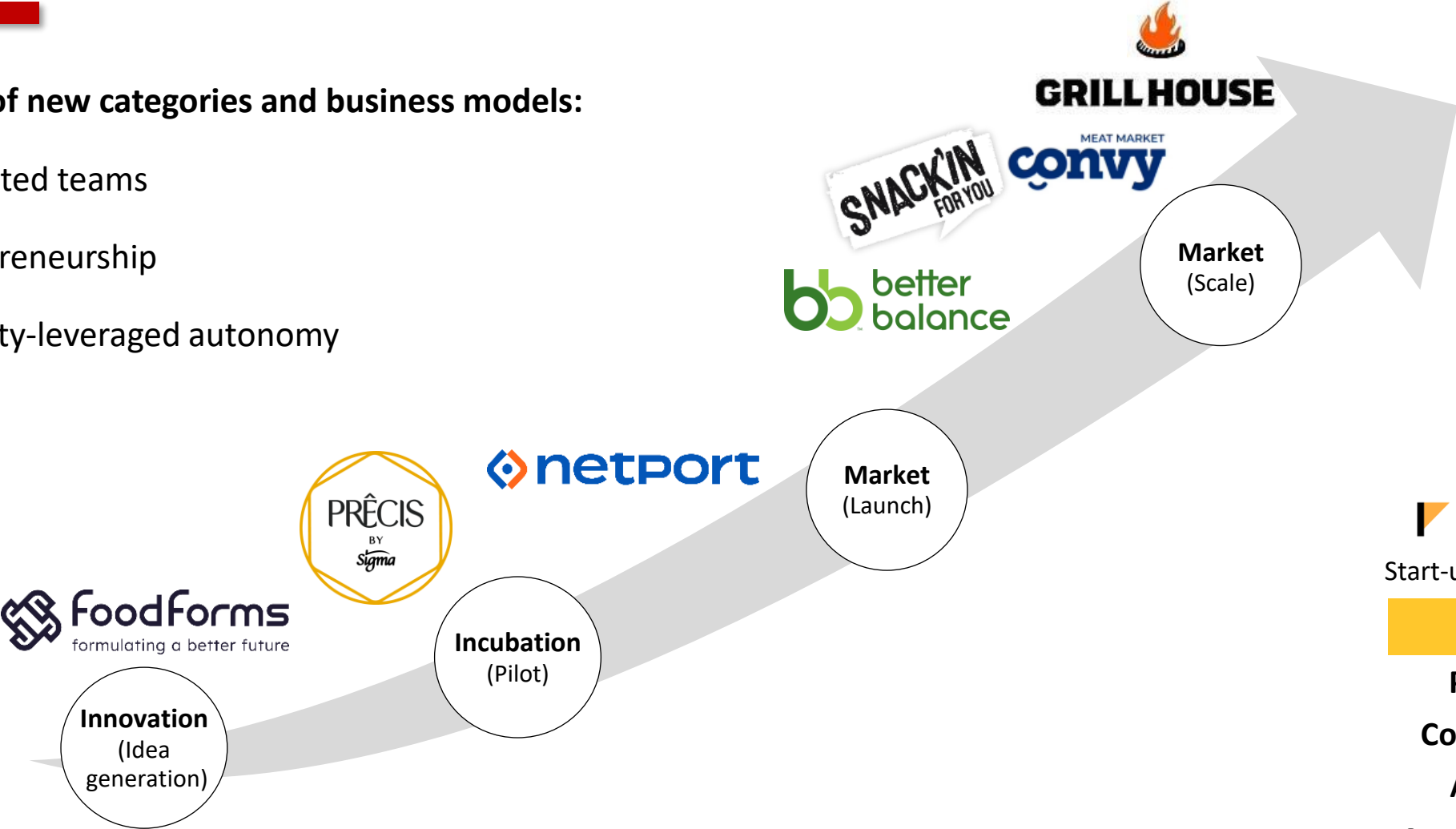
- Prepared Foods, Spreads, etc.
- Cheese, Sausages, Lunch Meats, etc.
- Traditional Channel, Foodservice, etc.
- *Fuet*, Fresh Sliced, Dry Meat, etc.



# Growth Business Unit

Creation of new categories and business models:

- Dedicated teams
- Entrepreneurship
- Capacity-leveraged autonomy



**Tastech** By Sigma

Start-up acceleration program

**6 editions!**

Pilots	50
Countries	64
Allies	130
Applications	2,000+

Disruptive Growth Potential



# Exploring the future

## Forces of Change



Health through  
foods

Responsible  
Proteins


# Sustainability

## ENVIRONMENT

We focus on reducing our environmental impact by using resources more efficiently.

## HEALTH AND NUTRITION

We promote healthy lifestyles through the nutritional profile of our products



## WELLBEING

We commit to establishing conditions that motivate and make it easier for our employees and people to adopt habits that improve their quality of life.

## SHARED VALUE

We create economic and social value through our strategic practices, stimulating development and strengthen our value chain.

# Materiality Analysis

- In 2024, we began developing our first double materiality assessment in preparation for compliance with the Corporate Sustainability Reporting Directive (CSRD) and the International Financial Reporting Standards (IFRS) requirements.

## MATERIAL TOPICS

### HEALTH & NUTRITION

- A.** Food safety and quality
- B.** Healthy and nutritional food
- C.** Reducing food waste
- D.** Innovation, research, development, and scientific collaboration

### WELLBEING

- H.** Employee health, safety, wellbeing, and work-life balance
- I.** Diversity, equal opportunity, and inclusion
- J.** Employee training and development
- K.** Organizational culture and work environment

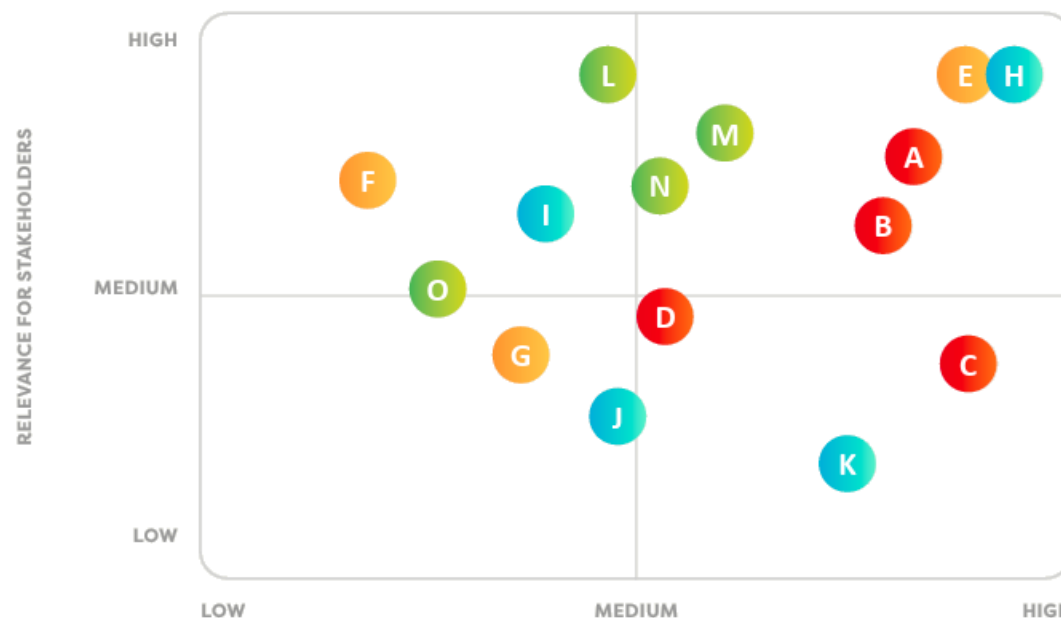
### SHARED VALUE

- E.** Ethics and integrity
- F.** Sustainable procurement and value chain management
- G.** Economic performance

### ENVIRONMENT

- L.** Climate action
- M.** Water management
- N.** Circular economy and sustainable packaging
- O.** Clean and efficient energy

## MATERIALITY MATRIX





# Sustainability highlights 2024

## ENVIRONMENT



**US \$10.6**

million invested in initiatives related to mitigation of environmental impacts.

**715**

tons of virgin plastic avoided in our packaging in 2024.

**19%**

reduction of water usage per ton of food produced compared to 2018.

**22%**

reduction in CO2 eq emissions related to our plants and transportation fleet per ton of food produced compared to 2015.

## WELLBEING



**US \$20.5**

million invested in employee wellbeing initiatives.

**30.7**

hours of training given on average to each employee.

**23%**

of employees participating in volunteering initiatives.

**45%**

reduction in accident rate vs 2018.

## HEALTH & NUTRITION



**US \$38.8**

million invested in Research and Development.

**98%**

of our plants are GFSI (Global Food Safety Initiative) certified.

**+1,930**

new products launched in the last 36 months.

## SHARED VALUE



















**57%**

of purchases from suppliers with responsible practices (covering 80% of the purchase).

**26,014**

tons of food donated between 2015 and 2024.

# 2025 Sustainability Commitments Progress

ACTION PILLARS	COMMITMENTS	2025 GOAL & KPIS	2025 GOAL VS. 2024 RESULTS		
ENVIRONMENT	 <b>Climate Action</b>	20% of reduction in CO2 eq emissions related to our plants and transportation fleet, per ton of food produced (compared to 2015).	<div><div></div></div>	100%	
	 <b>Water Management</b>	20% of reduction in water consumption per ton of food produced (compared to 2018).	<div><div></div></div>	95%	
	 <b>Cleaner Energy</b>	67% of electricity used in our plants from cleaner and renewable sources.	<div><div></div></div>	97%	
WELLBEING	 <b>Health and Safety</b>	22% of reduction in the accident rate at our operations (compared to 2018).	<div><div></div></div>	100%	
	 <b>Professional Development</b>	Increase by 11%, the number of training hours per employee (compared to 2018).	<div><div></div></div>	100%	
	 <b>Volunteering</b>	10% of employees participating in volunteering activities.	<div><div></div></div>	100%	
HEALTH AND NUTRITION	 <b>Sustainable Innovation</b>	Double the sales of products launched under the Health and Wellness portfolio* (compared to 2019).	<div><div></div></div>	54%	
	 <b>Food Safety</b>	100% of our plants with GFSI-endorsed certification (acquired as of 2018).	<div><div></div></div>	98%	
	 <b>Nutritional Information</b>	For markets without a local mandatory labeling regulation as of 2018: 95% of packaged products portfolio with nutritional facts on label.	<div><div></div></div>	87%	
SHARED VALUE	 <b>Responsible Sourcing</b>	80% of purchases from suppliers with enhanced sustainability practices.	<div><div></div></div>	71%	
	 <b>Food Donations</b>	Donate 25,000 tons of food (since 2015).	<div><div></div></div>	100%	

# ESG Scores



	VALUE CHAIN ENGAGEMENT A-F	WATER A-F	CLIMATE A-F	Risk	CSA 0 - 100
2024	Pending Results	Pending Results	B	Pending Results	43
2023	B	B	B	24.6 Medium	41
2022	A-	B	B	29.7 Medium	35
2021	B-	B	B	34.6 High	25
2020	D	C	C	35.08 High	-
2019	D	C	C	-	-
2018	D	C	D	36.69 High	-
Promedio de la industria'23	C	C	C	35.6 Medium	24



## 1Q25 Results



# 1Q25 EBITDA of US \$220M, on track to reach US \$1B Guidance



- Record first quarter Volume
- Second-highest first quarter Revenue and EBITDA



- Second-highest first quarter Volume, Revenue and EBITDA

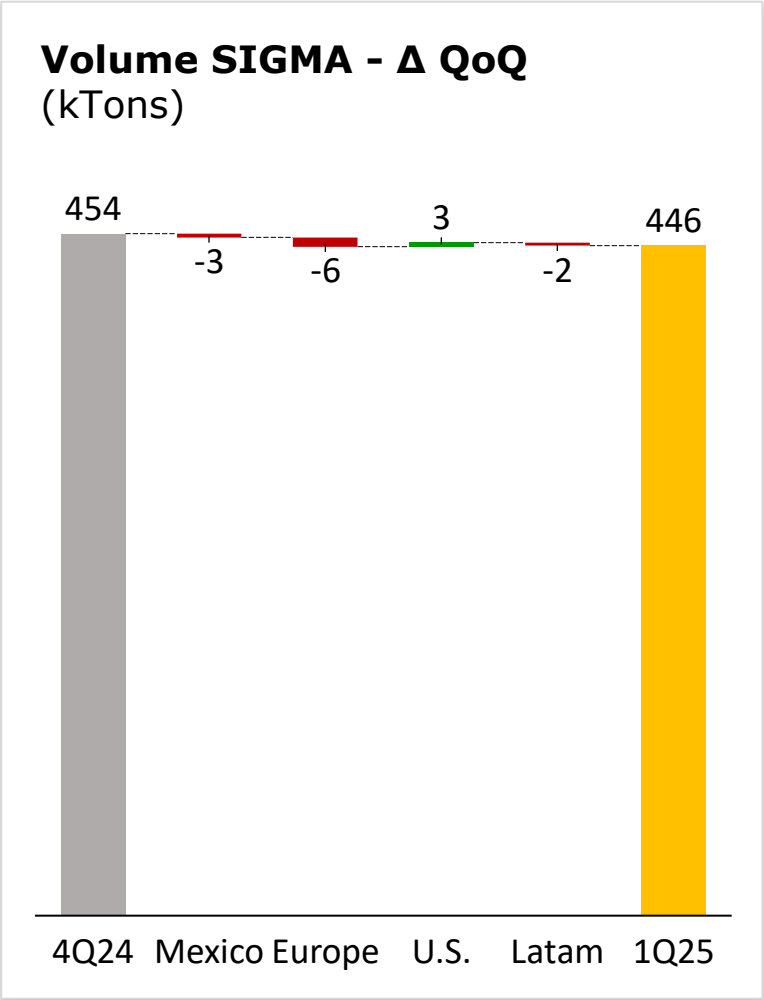
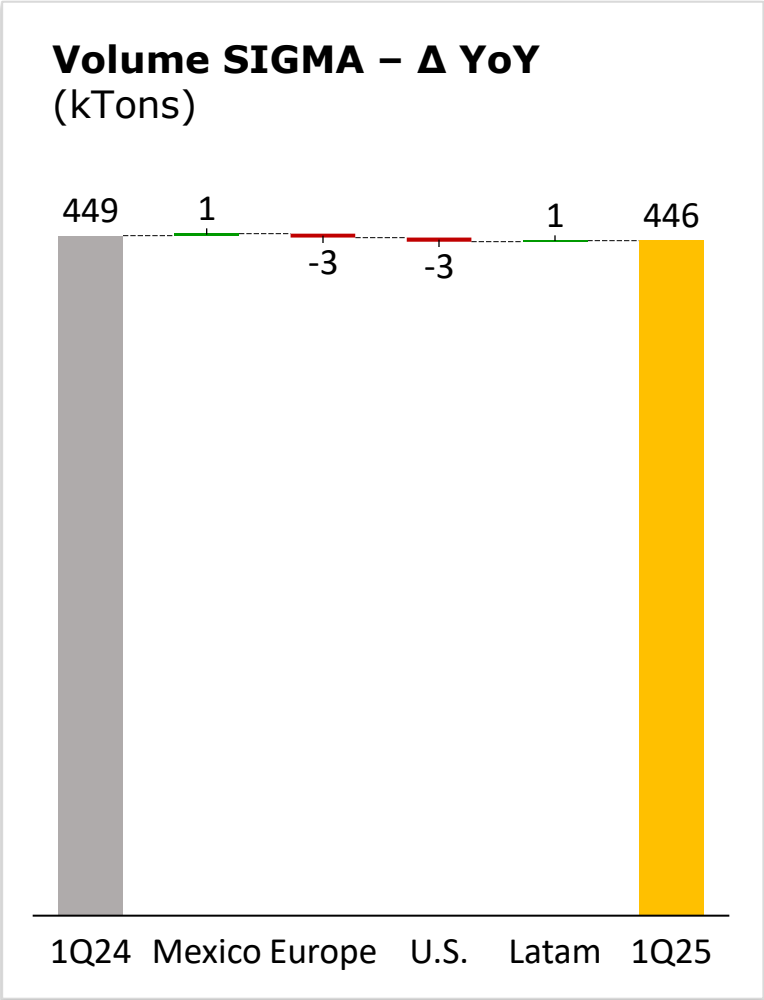
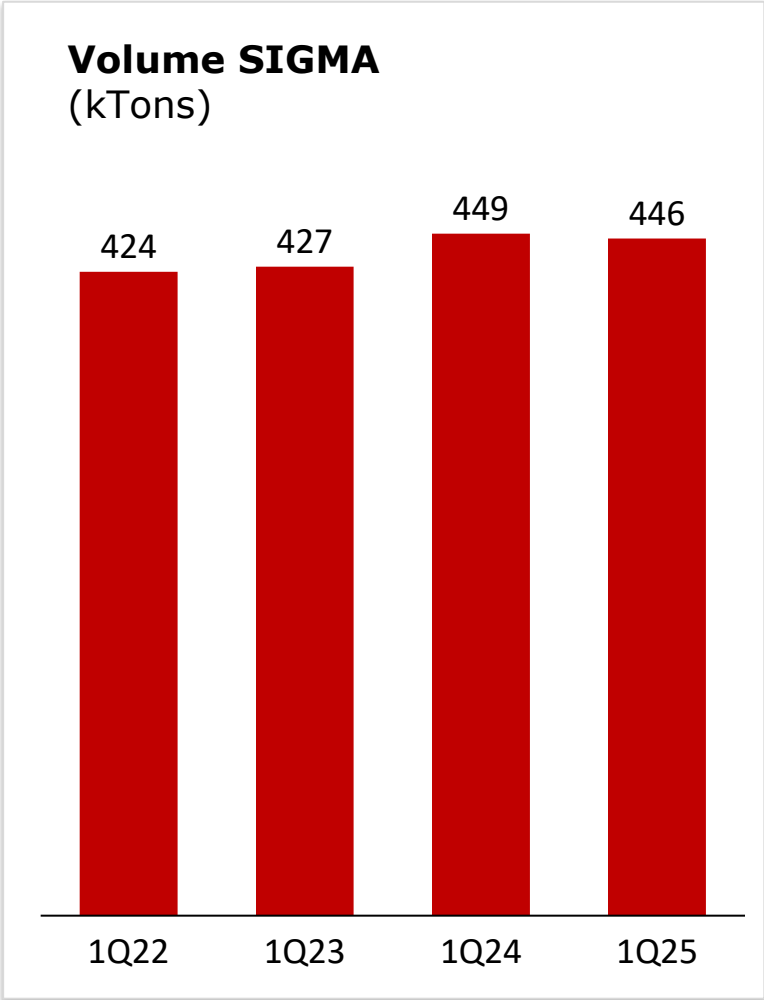


- Volume impact from Torrente plant flooding partially mitigated
- 1Q25 EBITDA down 42% mainly due to Torrente; insurance reimbursements expected before year-end



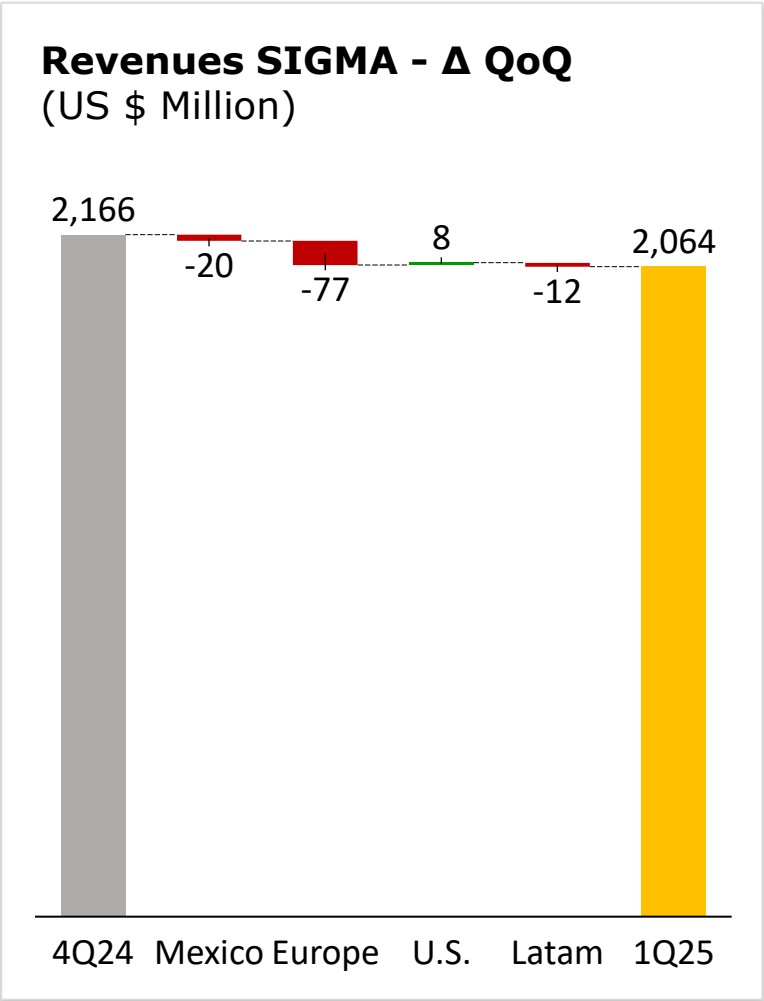
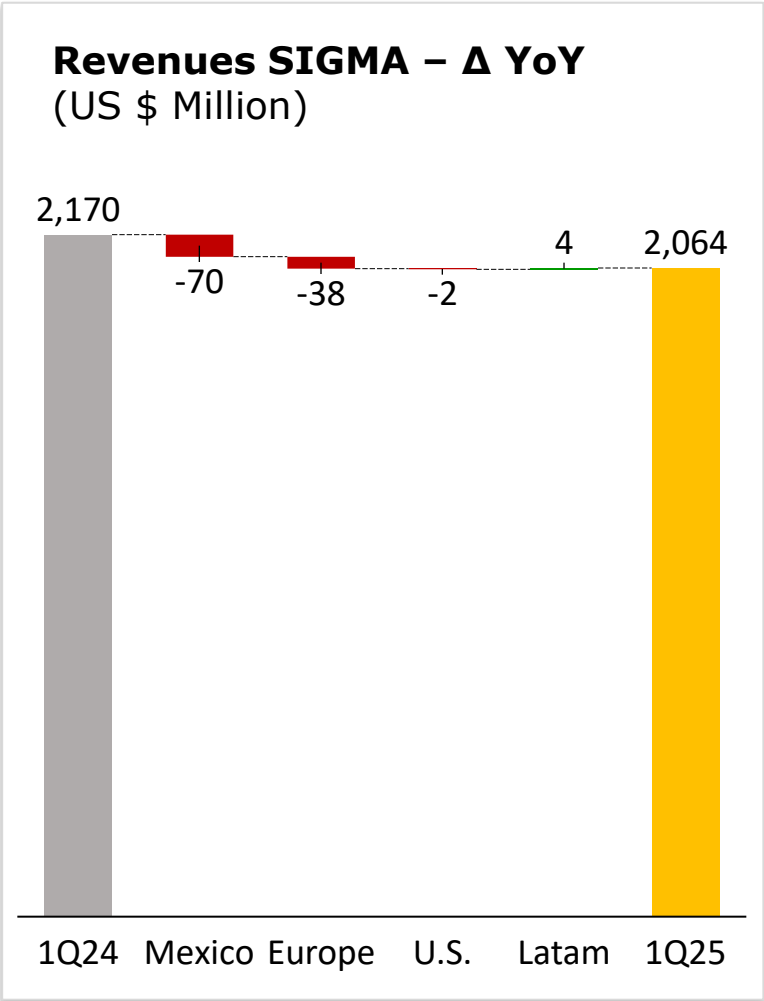
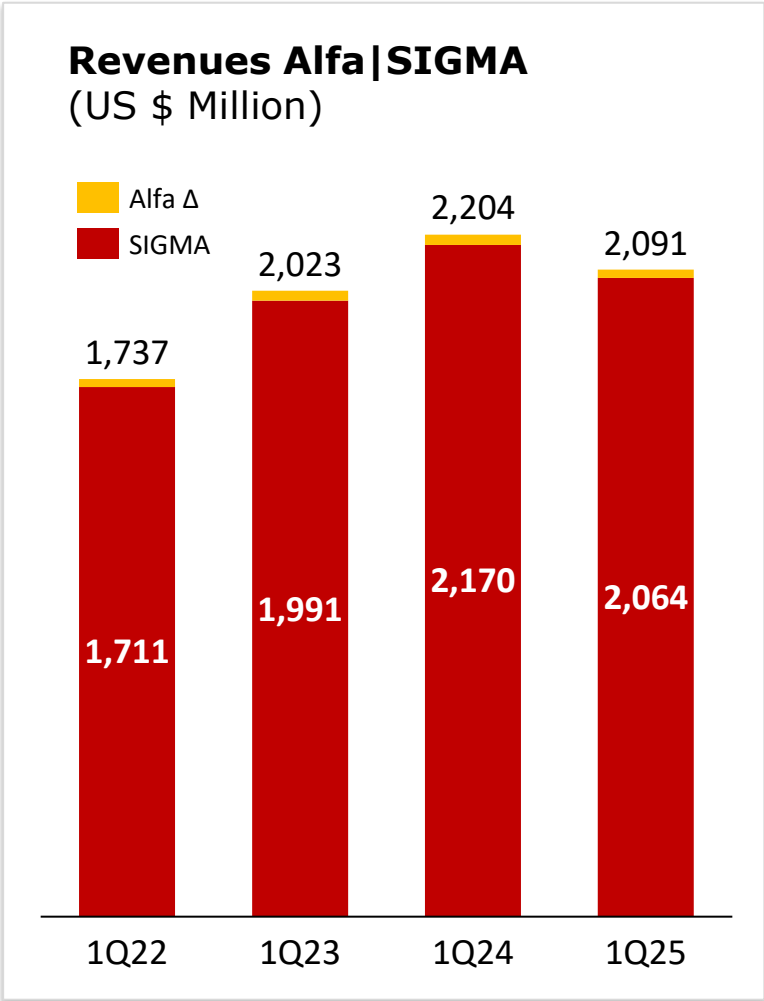
- Record first quarter Volume and Revenue, as well as the second-highest 1Q EBITDA

# Resilient Volume amid revenue management to offset higher costs and foreign exchange rate



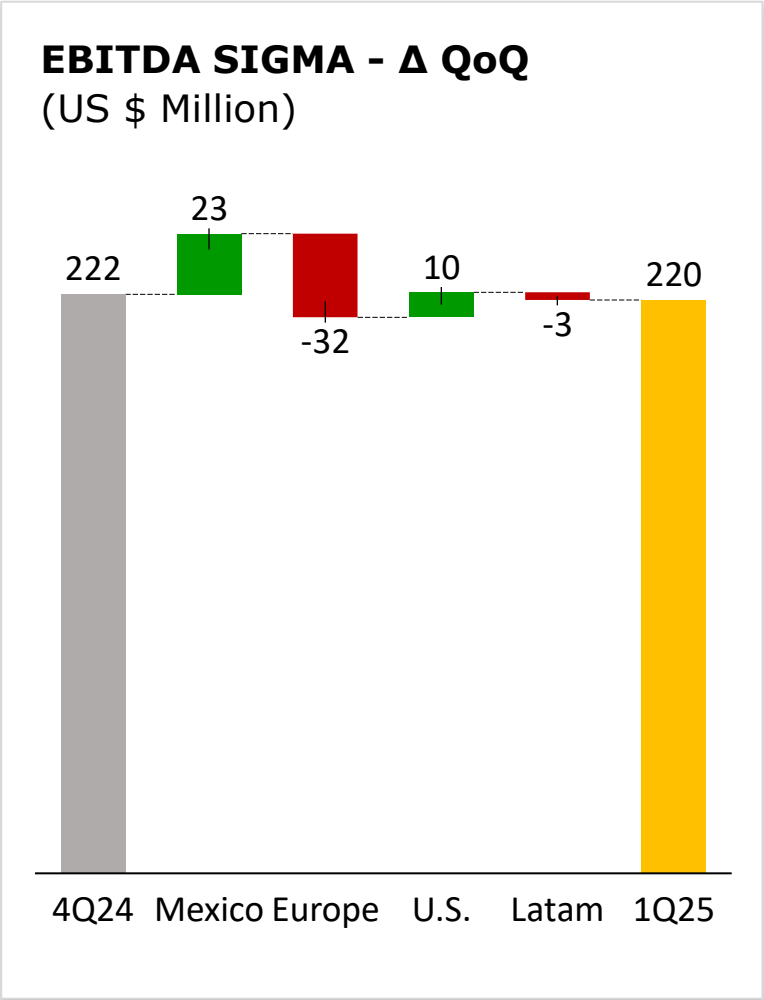
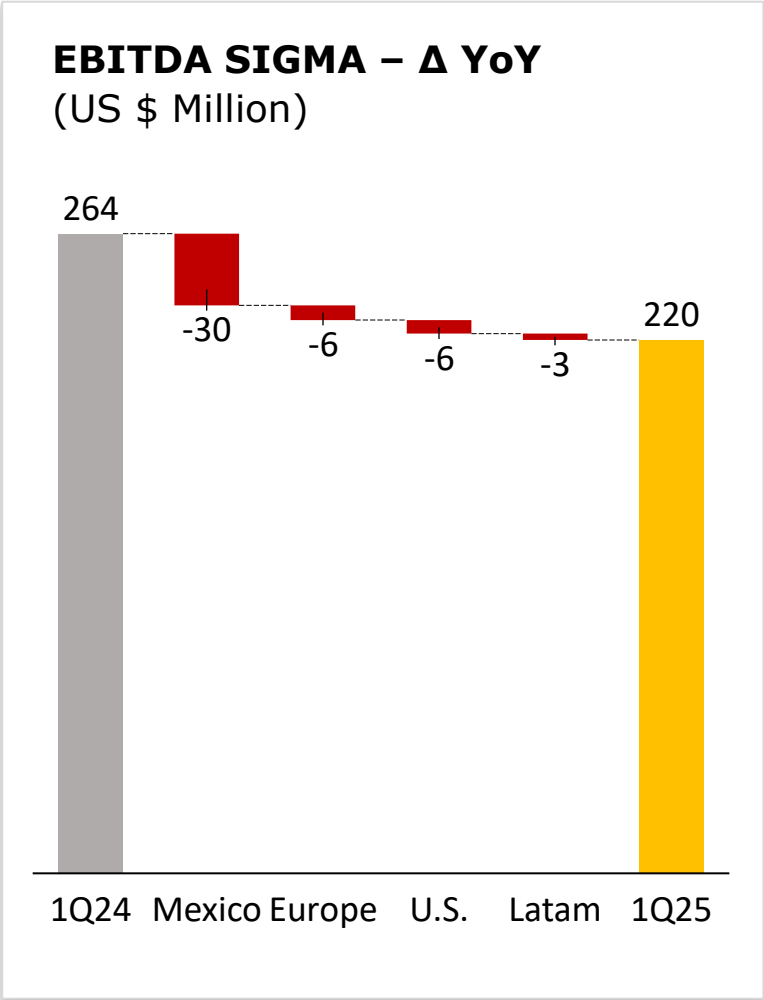
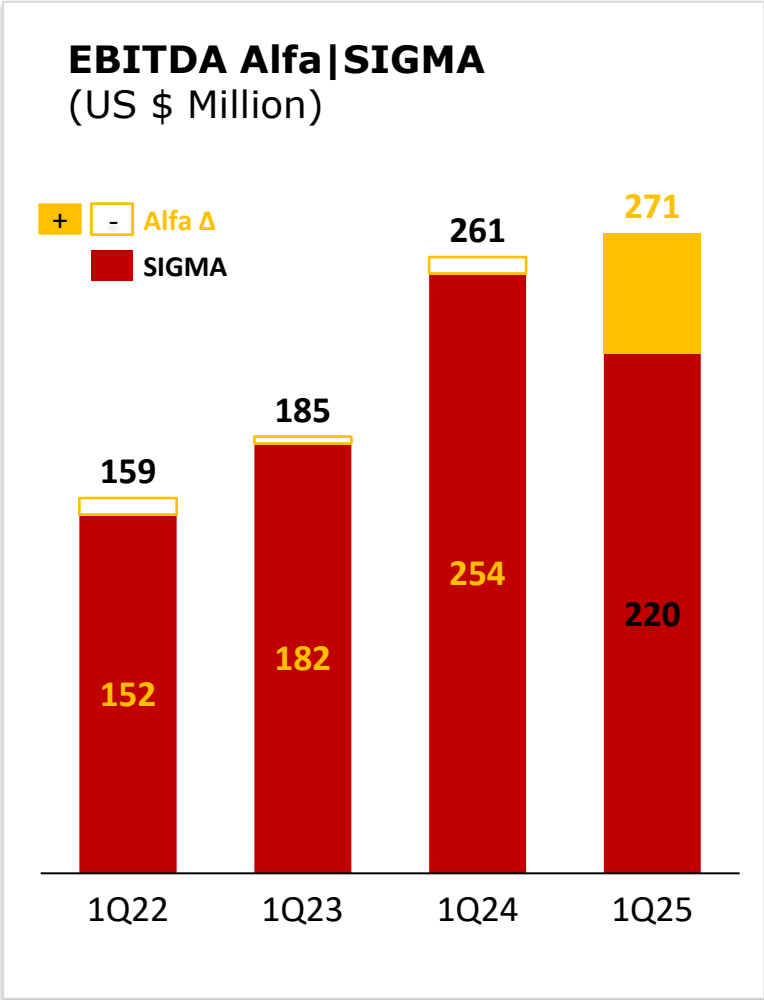


# Revenue decline mainly due to foreign exchange conversion effect



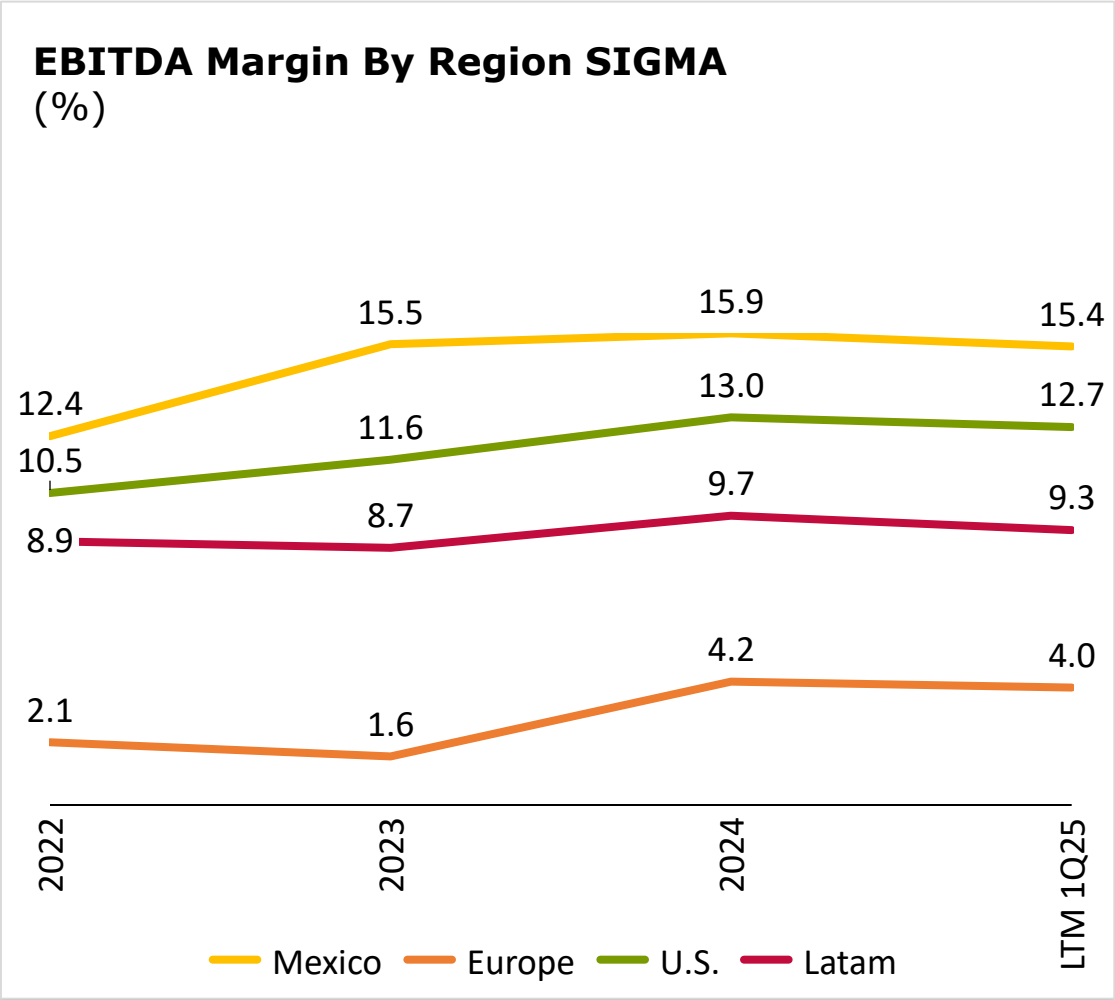
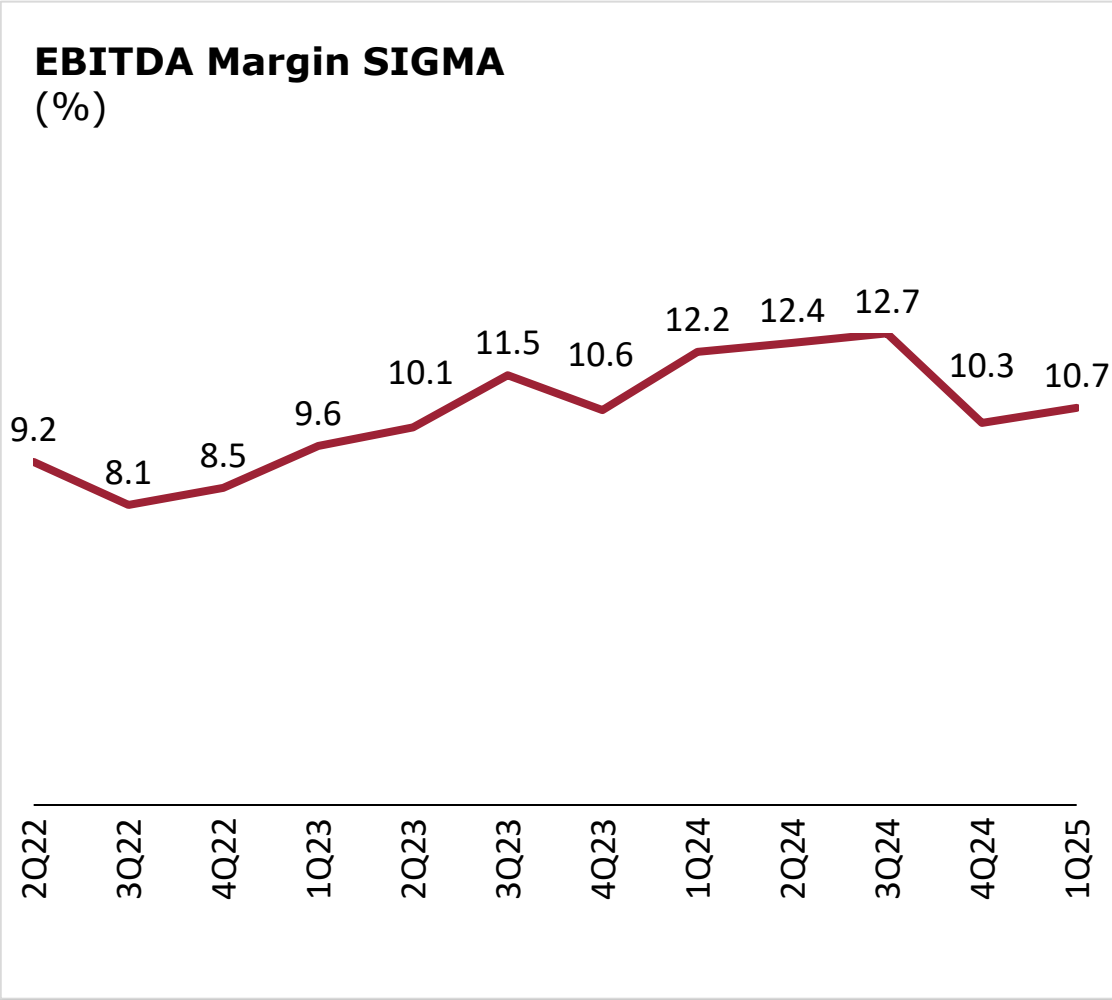
Alpek reported as discontinued operations

# EBITDA impacted by foreign exchange conversion effect and Torrente-related costs (covered by insurance)



Alpek reported as discontinued operations

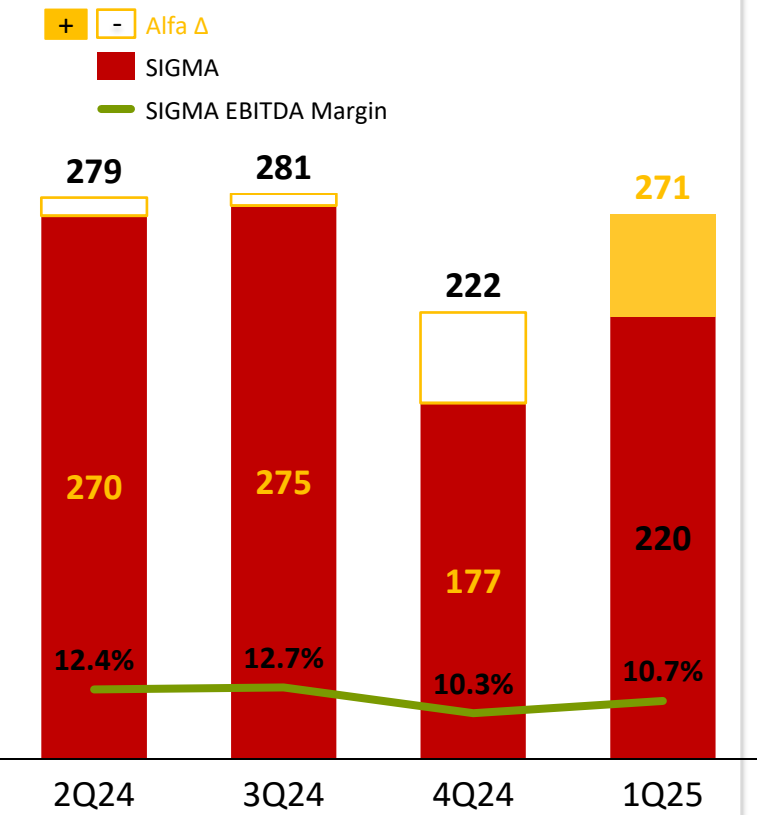
# EBITDA margin contraction due to rising cost pressures and temporary Torrente plant impact





# 1Q25 Comparable EBITDA of US \$220 million

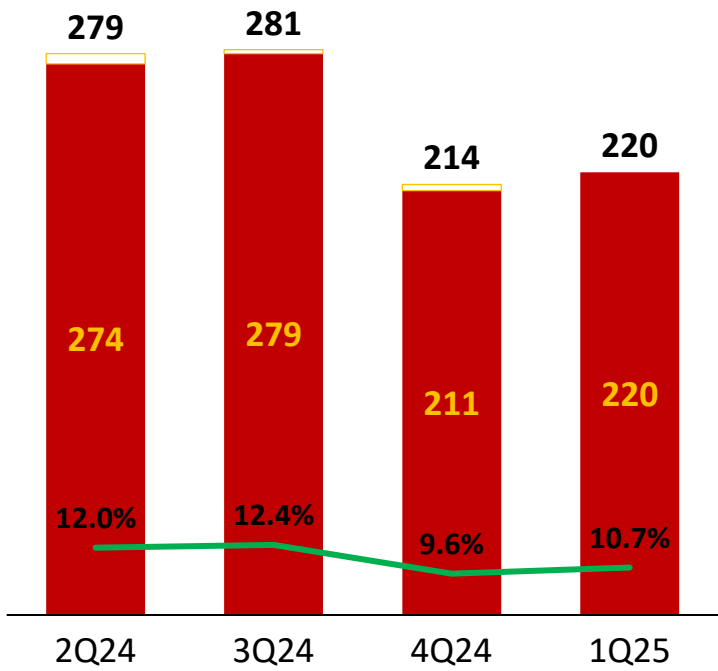
**EBITDA Alfa|SIGMA**  
(US \$ Million)



**Extraordinary items Alfa|SIGMA**  
(US \$ Million)

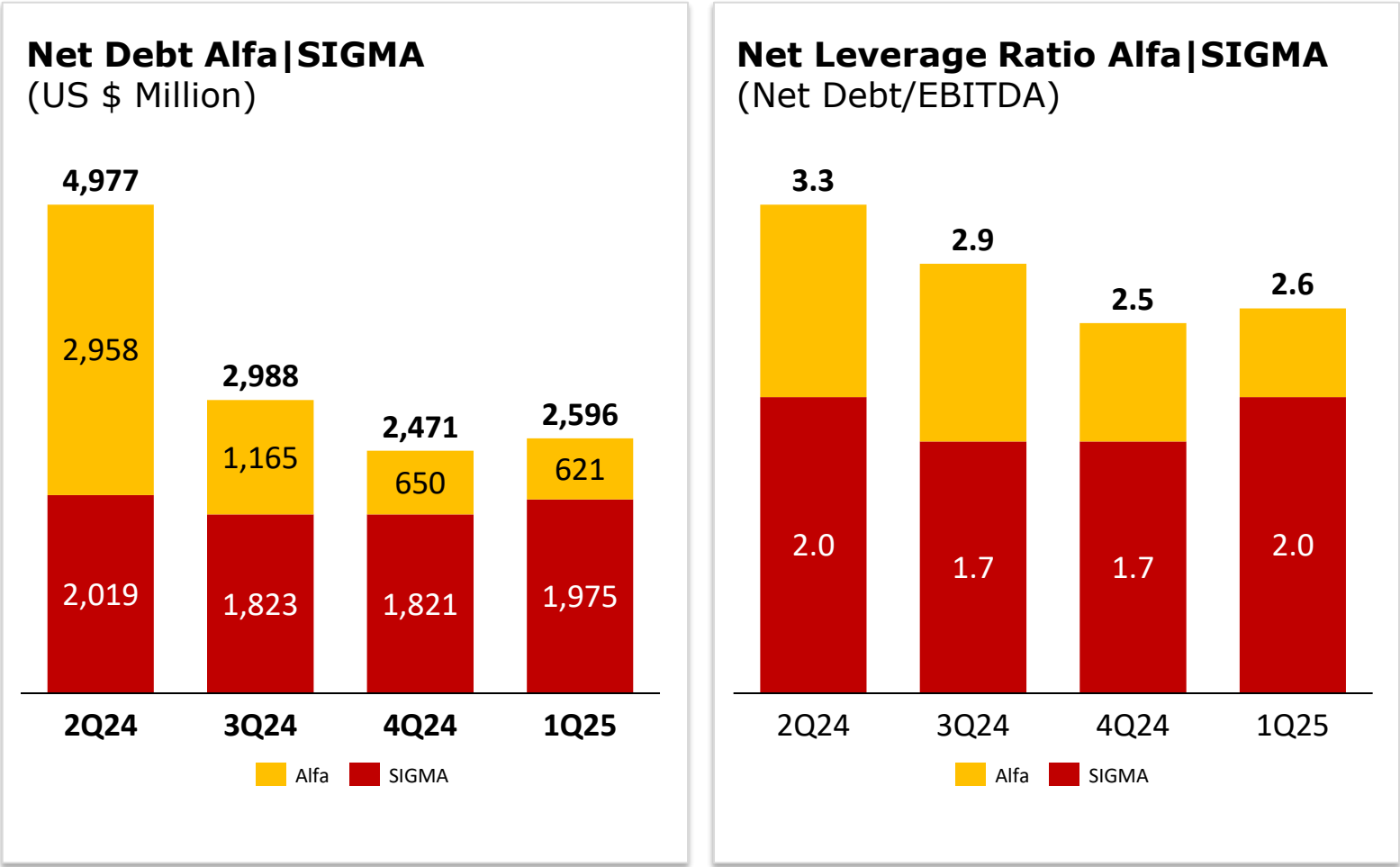
	2Q24	3Q24	4Q24	1Q25
SIGMA	0	0	8	0
Energy +Others	(4)	(4)	(43)	51
Total	(4)	(4)	(34)	51

**Comparable EBITDA Alfa|SIGMA**  
(US \$ Million)



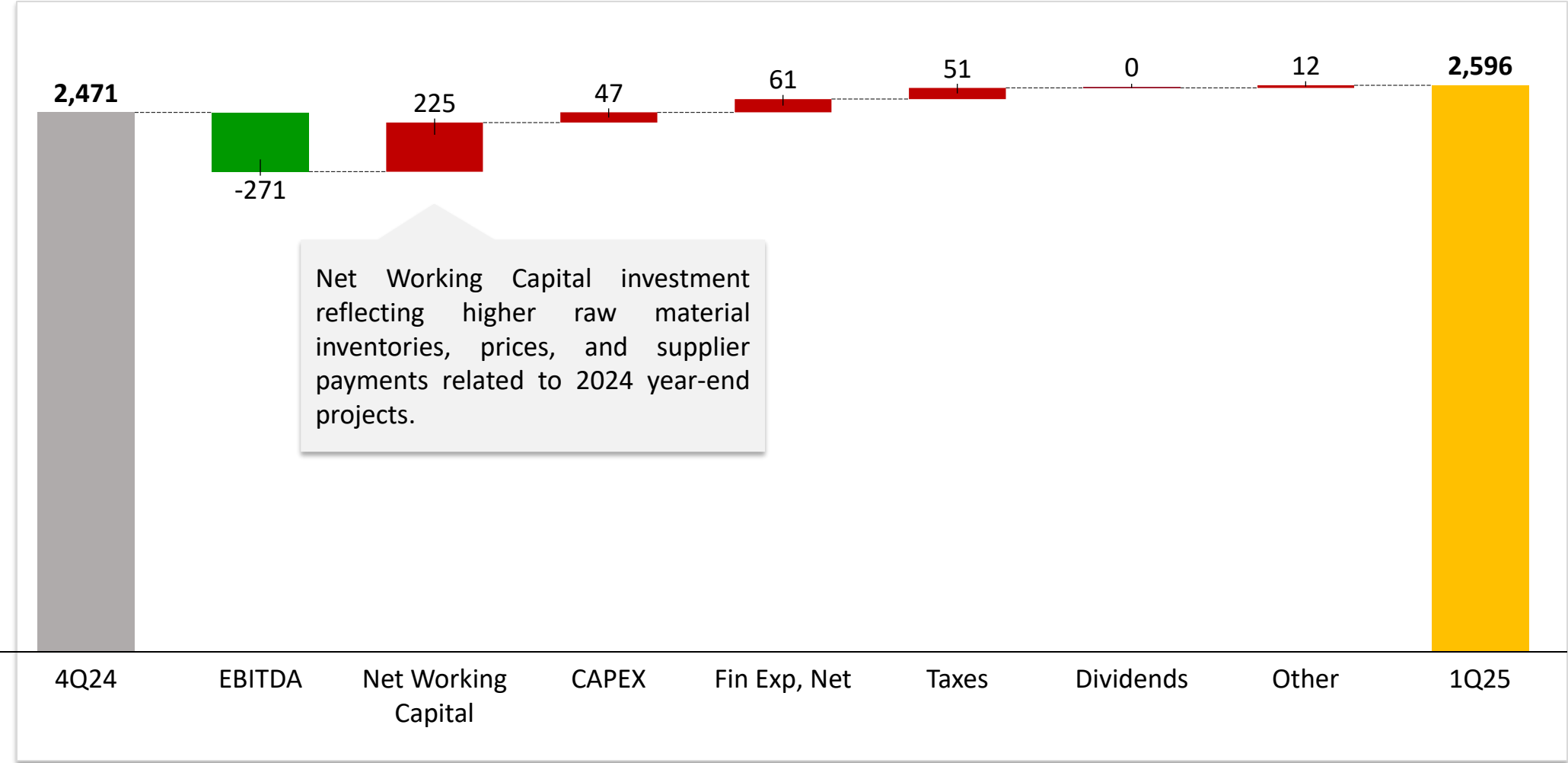
Alpek reported as discontinued operations

# Alfa | SIGMA maintains solid financial position



Alpek reported as discontinued operations

# Alfa | SIGMA change in Net Debt year to date 1Q25





# Recent Developments

## Alfa|SIGMA Annual Shareholder Meeting

- Approved cash dividend of US 1.5 cents per share totaling US \$83 million

## “The Studio” is now fully operational and delivering early results

- Joint Sigma-IDEO team focused on identifying and developing consumer-centered opportunities
- Disruptive market opportunity uncovered, will continue further exploration

## ANTAD Award

- Sigma Mexico received Excellence Award from ANTAD, highlighting its leadership in efficiency and innovation in the sector

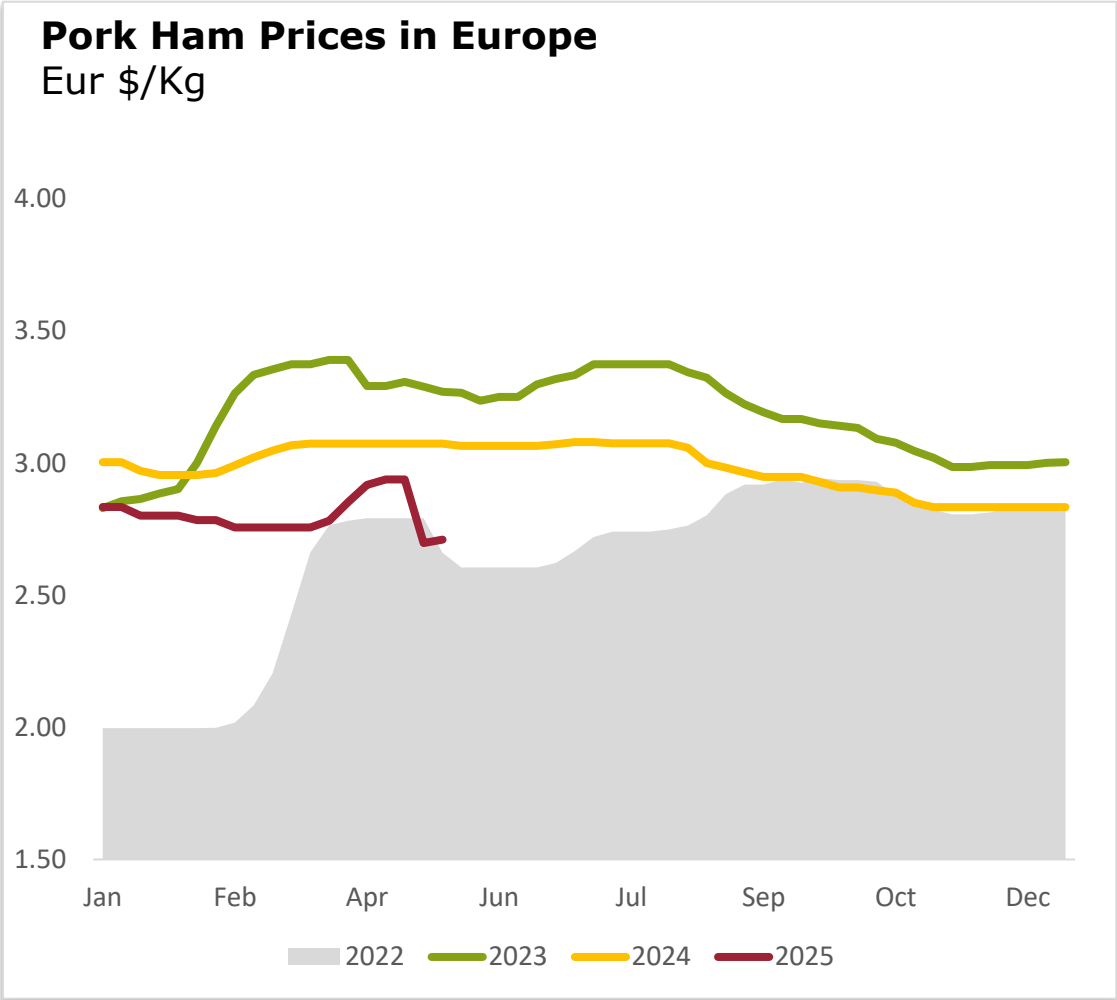
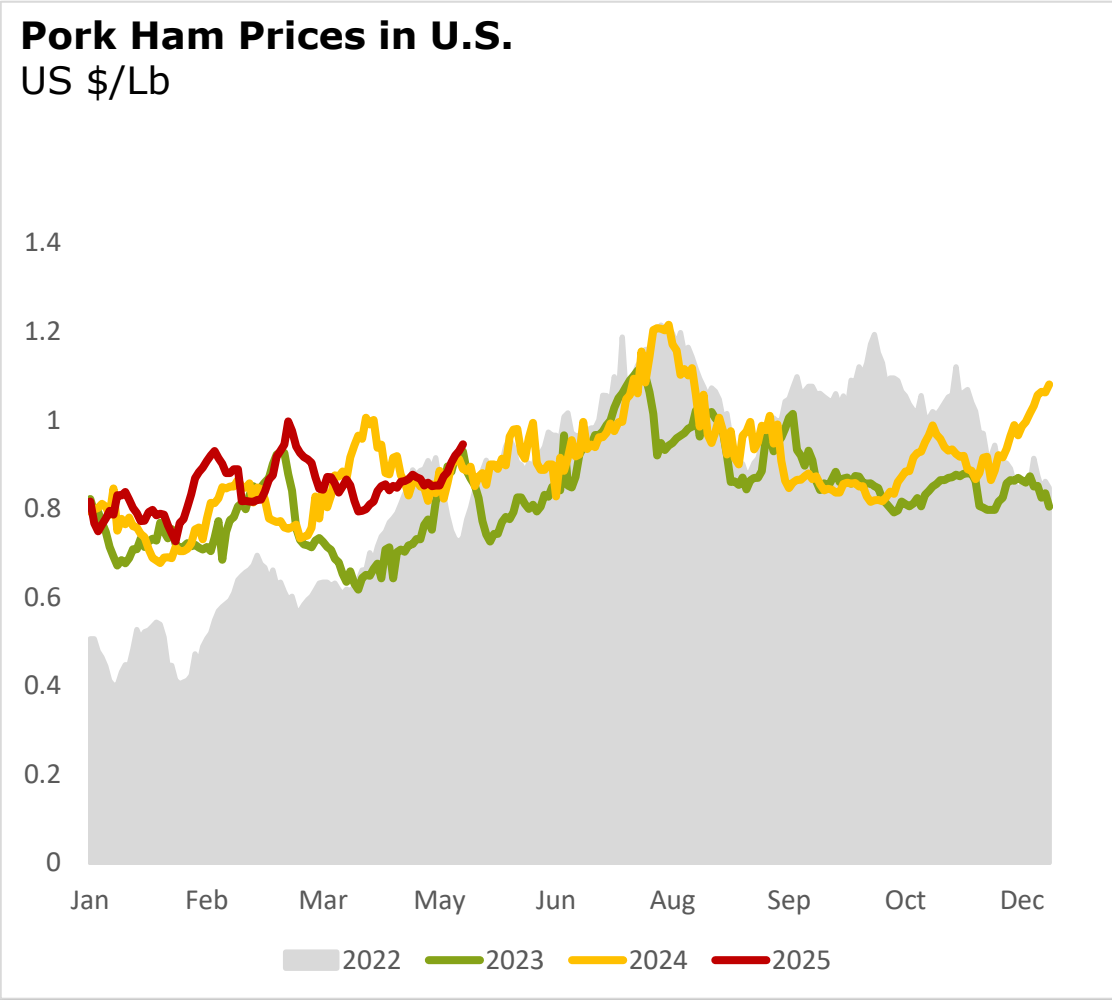




## Appendix



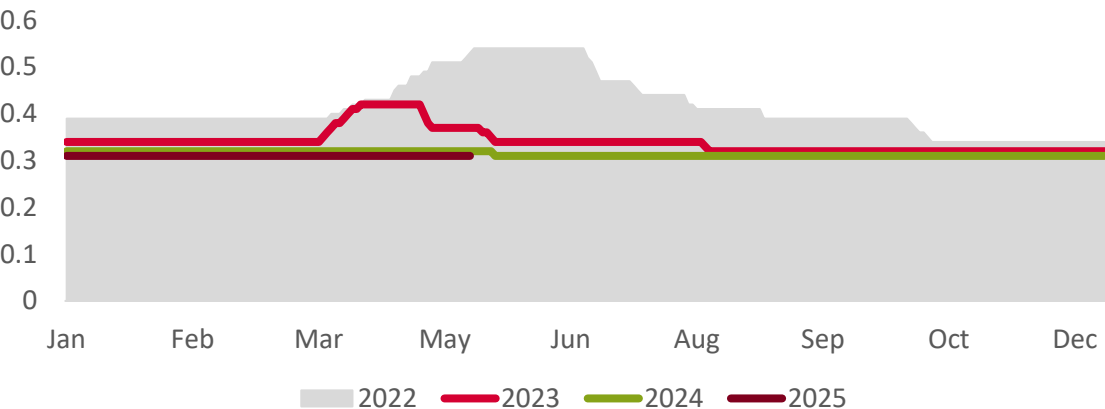
# Pork ham price in U.S. and Europe



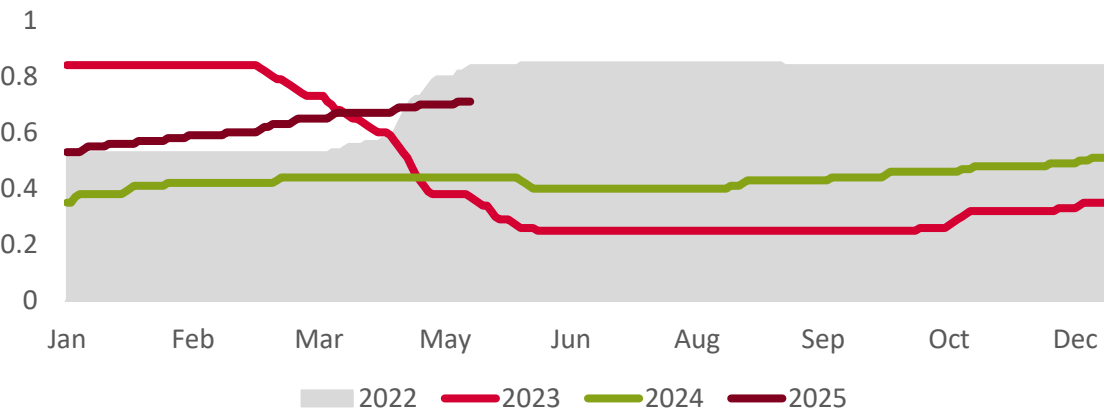


# Poultry raw materials in U.S.

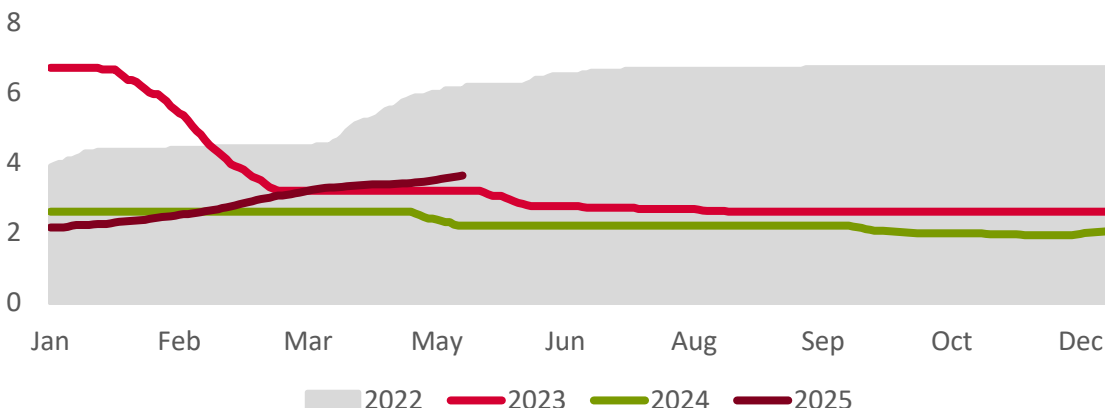
Chicken (MSC)



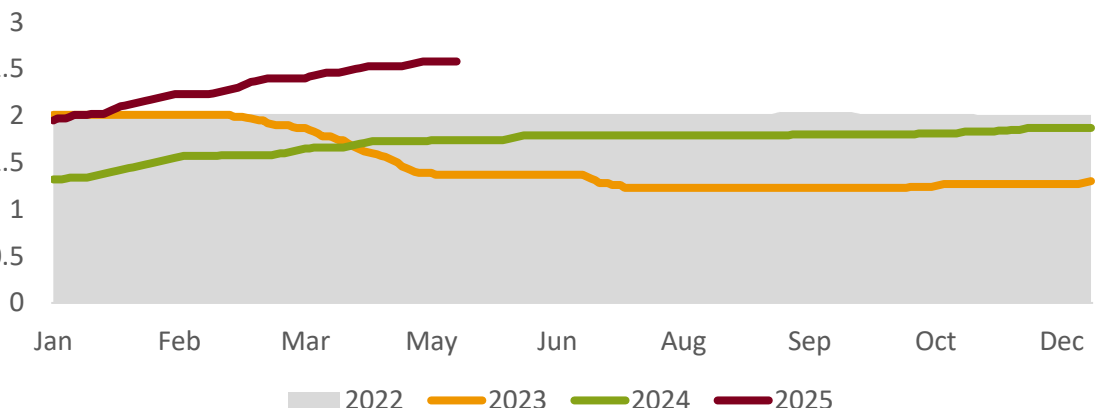
Turkey (MST)



Turkey Breast

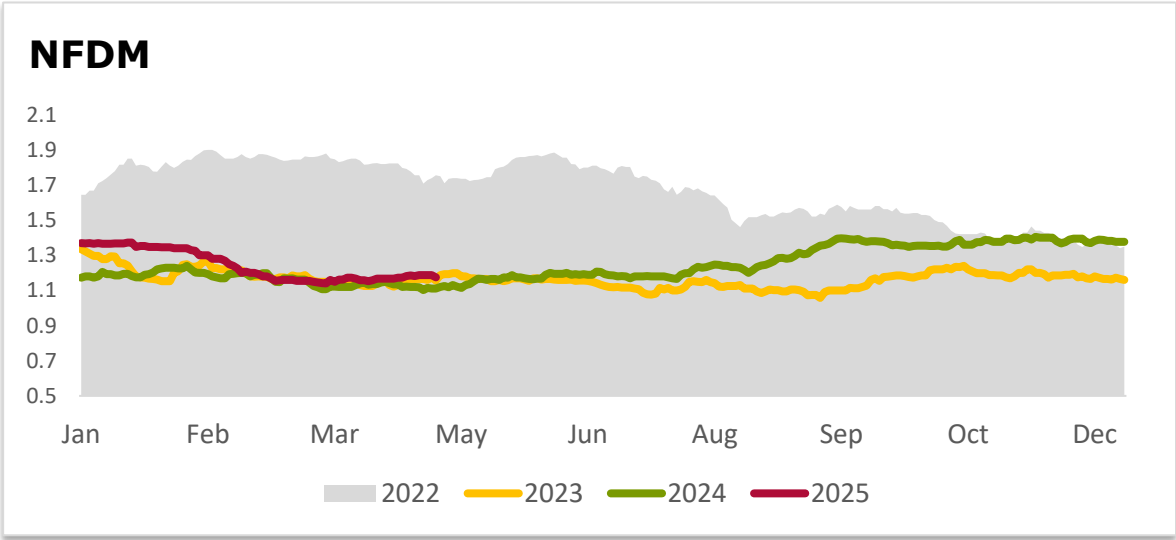
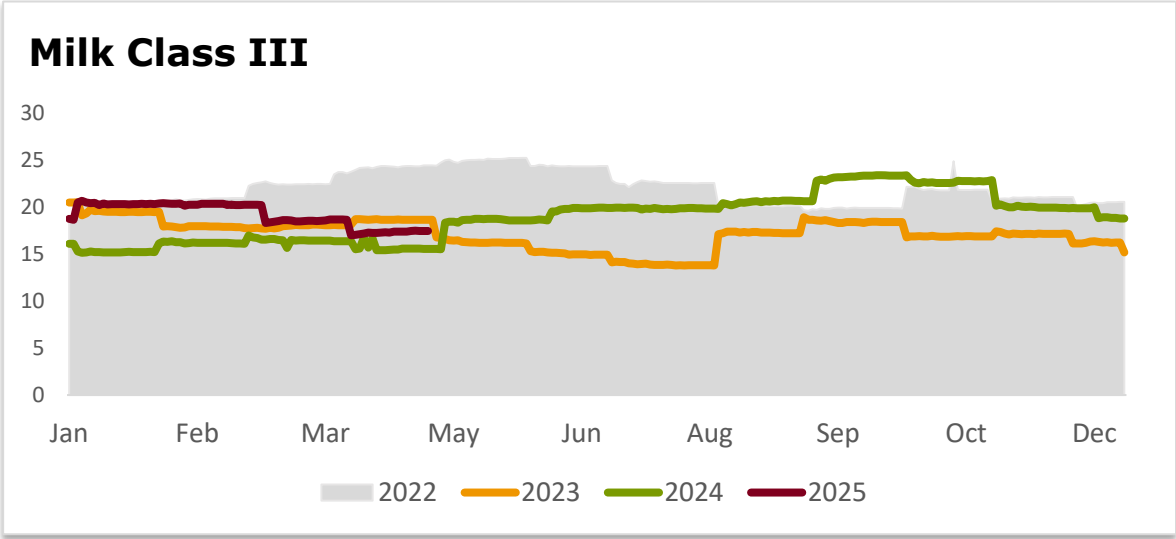


Turkey Thigh

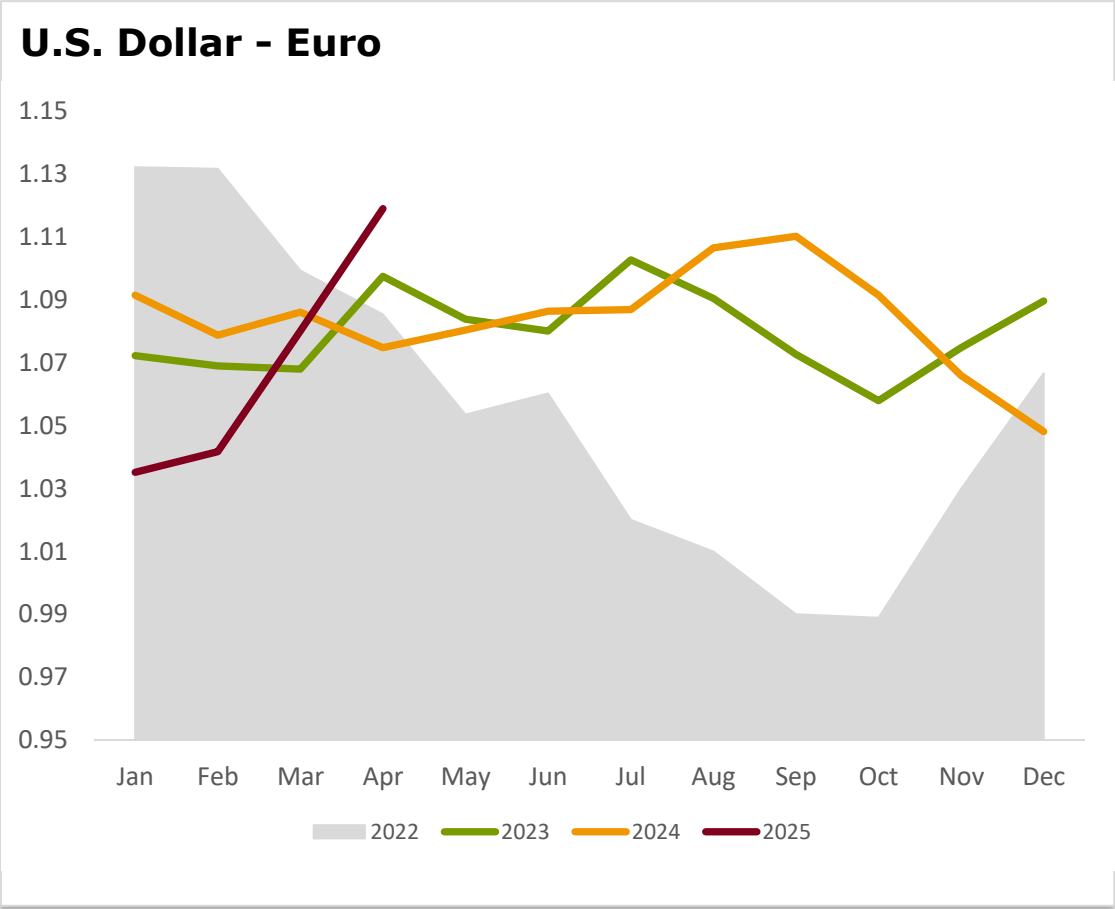
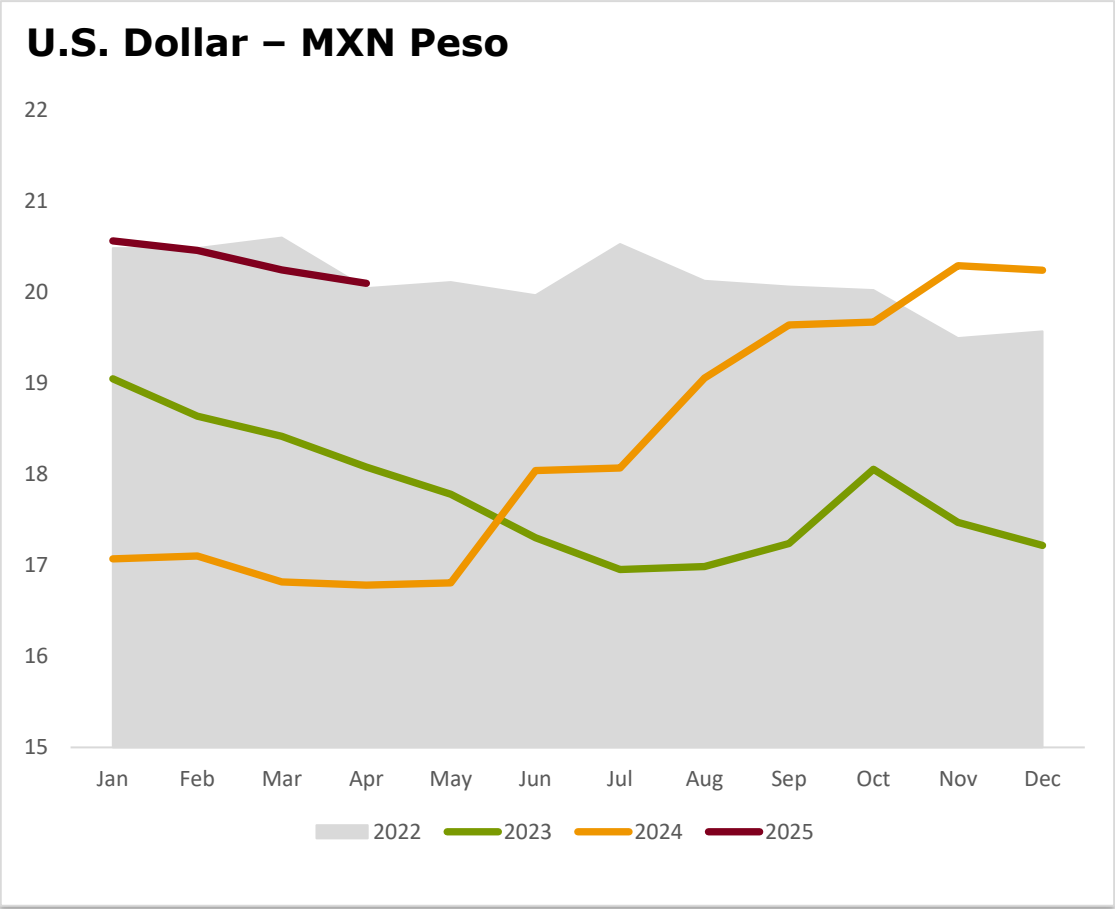


Source: USA - USDA Chicken - MSC, Some Skin, 15-20% Fat, Fresh; USA - USDA Turkey - MST, Some skin, under 20% fat, Fresh; USA - USDA Turkey - Breast, Young Tom, Boneless & Skinless, Fresh; USA - USDA Turkey - Thigh Meat, Boneless & Skinless, Fresh

# U.S. Dairy Raw Materials



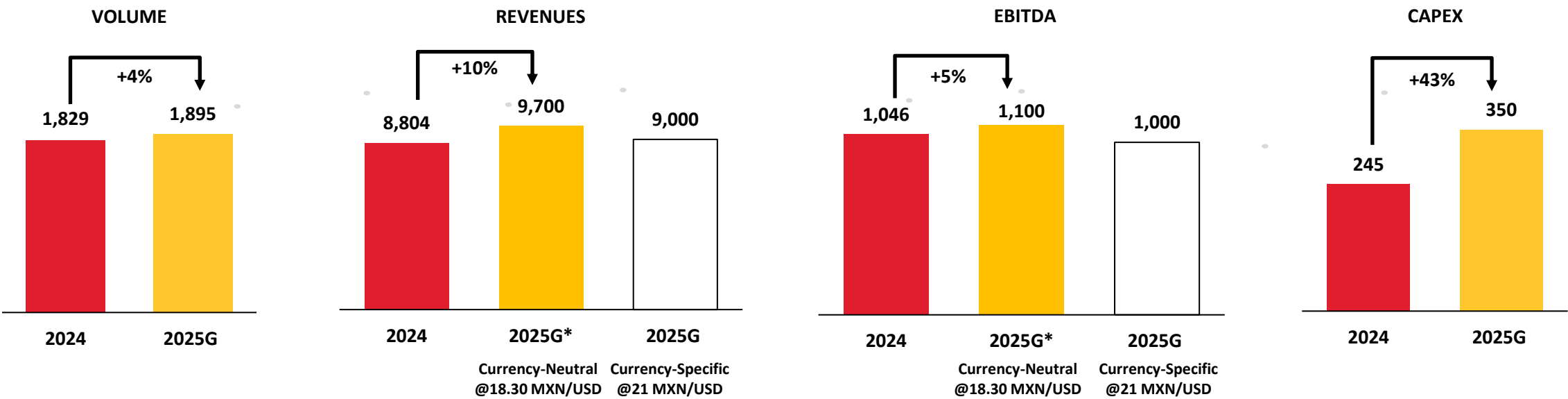
# Currency Exchange Rates





# Guidance 2025

In US \$ millions:



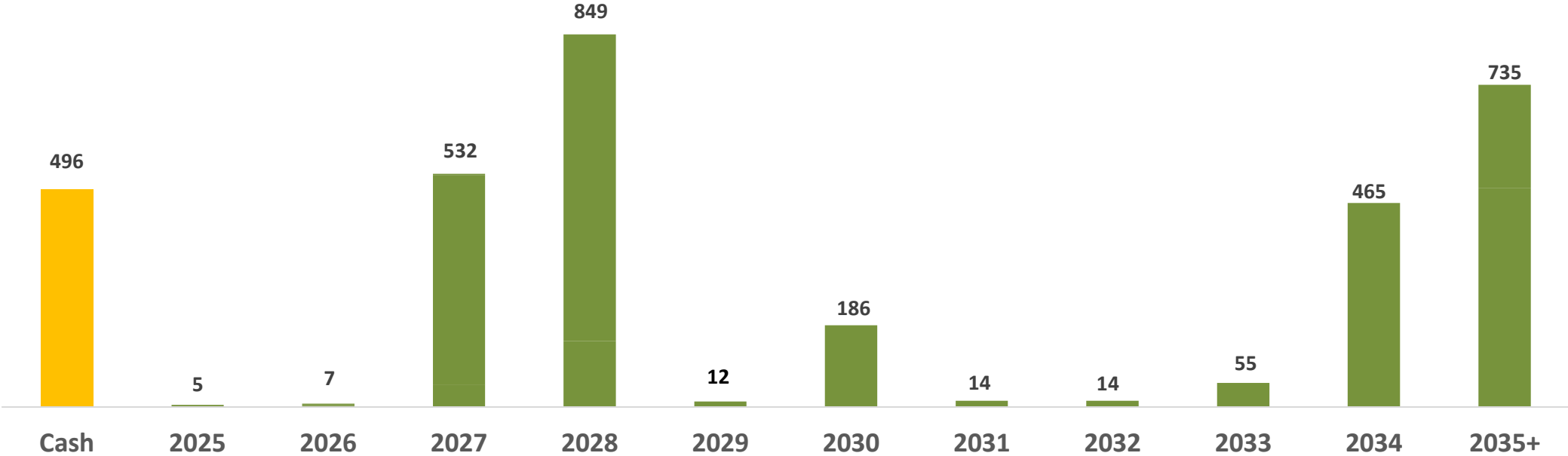
Currency-Neutral: Assumes constant exchange rates for key operational currencies  
Currency-Specific: Assumes a specific exchange rate for one or more key operational currency

# Debt Profile 1Q25

## Alfa|SIGMA Debt Maturities and Cash

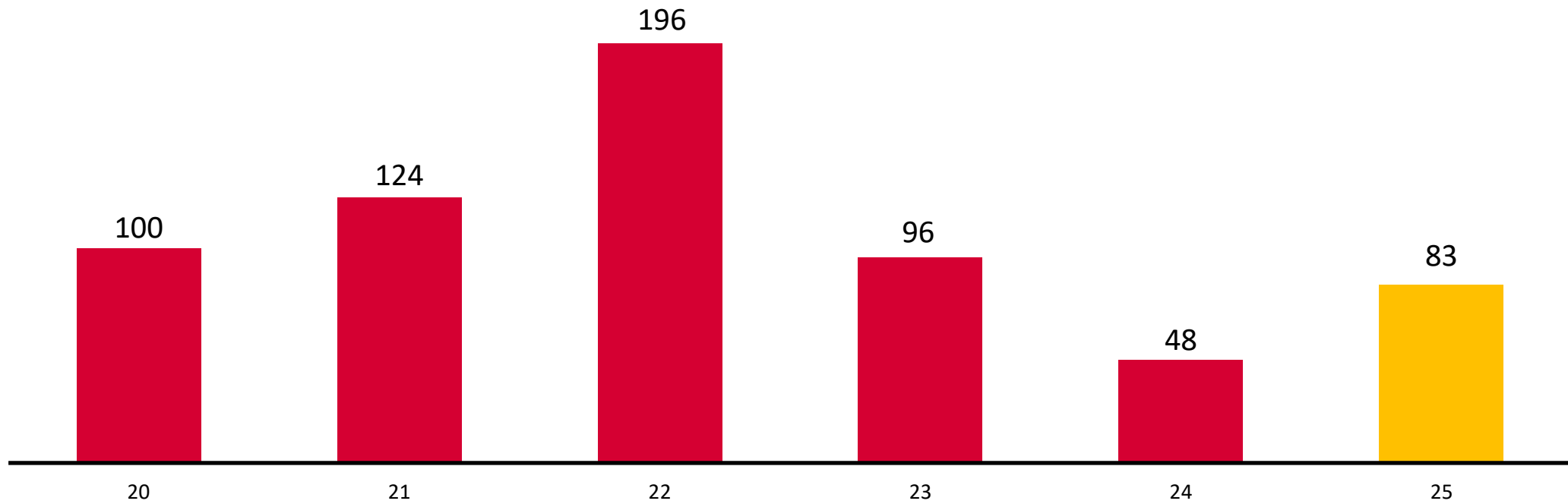
(US \$ Million)

Total Debt: **2,875 M USD**  
Average life **7.6 years**



# Dividends

**Alfa|SIGMA Dividends**  
(US \$ Million)







# Experienced Management Team

Proven top management with an average of 20 years of experience across business areas

## CEO

**Rodrigo Fernández**

Sigma CEO  
MBA Wharton

26

## Business Units

**Eugenio Caballero**

CEO Mexico  
MBA Harvard

22

**Juan Ignacio Amat**

CEO Europe  
MBA INSEAD, MsC.  
Industrial Engineer UPM

0

**Jesús Lobo**

CEO USA  
MBA Cornell University

21

**Sergio Ramos**

CEO Latin America  
MBA University of Texas at  
Austin

36

**Gerardo Carcoba**

CEO Foodservice  
MBA DUXX

23

## Central Functions

**Roberto Olivares**

CFO – Finance  
MBA Duke

17

**Gregorio de Haene**

CRISO - Research, Innovation  
and Sustainability  
MBA ITESM

42

**Beatriz Patrón**

CTCO – Talent & Culture  
MBA IPADE

19

**Alejandro Suárez**

CIO – Information Technology  
Master in Operations Research  
George Washington University

33

**Daniel Alanis**

CGO - Growth  
MBA & Msc. University of  
Michigan

3

**Ana María Henao**

CMO – Marketing  
Business – EAFIT  
University.

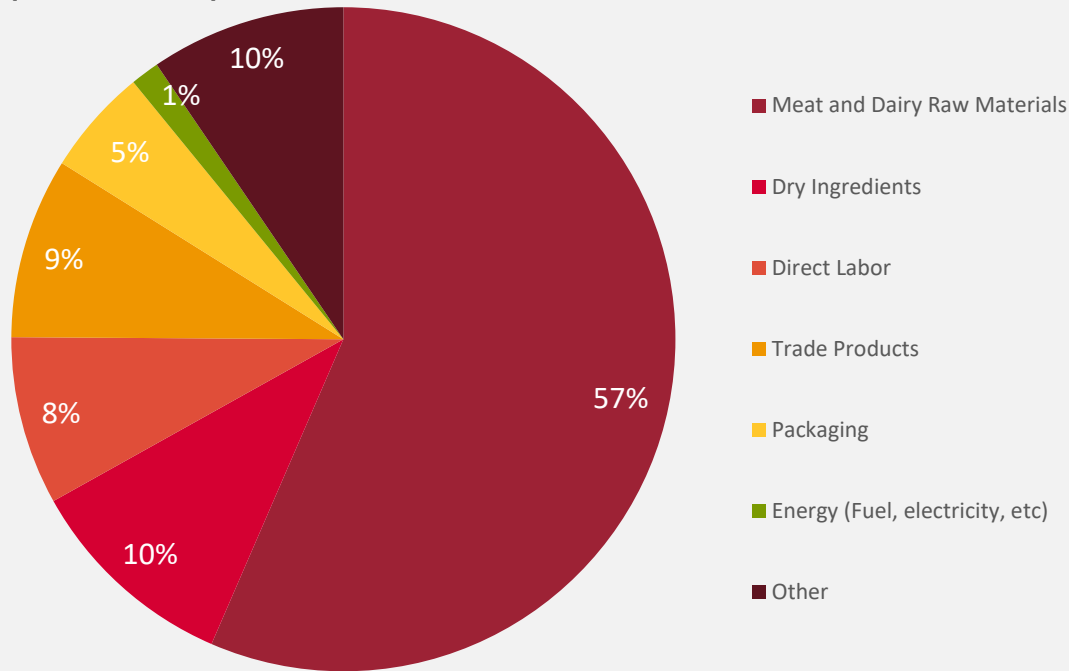
0



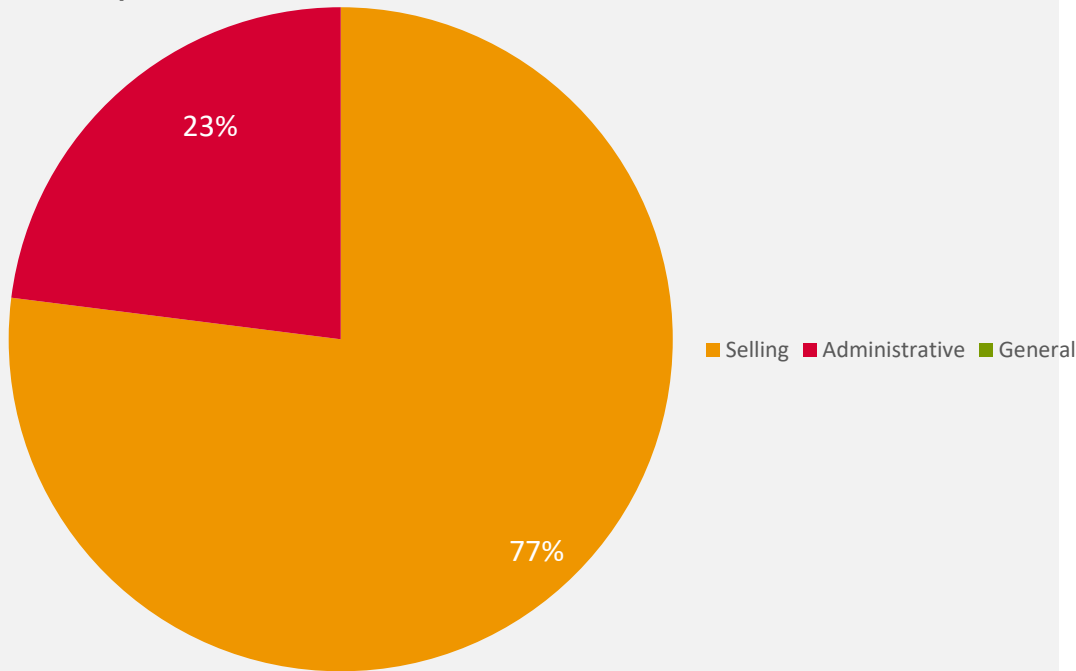
Years in the company

# Cost and Expense Structure LTM

**Costs of Goods Sold (COGS)**  
(US \$ Million)



**Selling, General and Administrative Expenses (SG&A)<sup>1</sup>**  
(US \$ Million)



(1) During LTM, an income of US \$11 million was recorded, resulting in no General Expenses

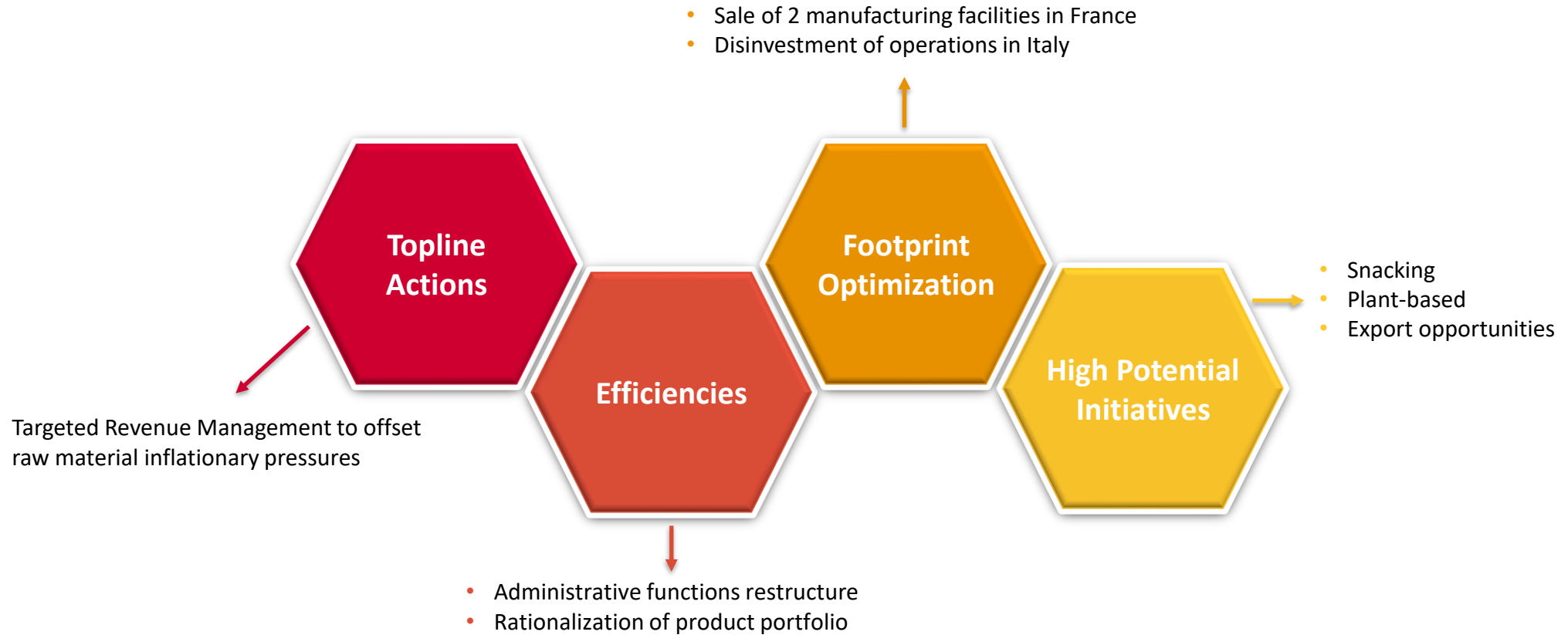
**COGS:**

- Meat and Dairy raw materials – Pork, Turkey, Chicken, Beef, Milk Class III, Block Cheddar Cheese, NFDM, etc.
- Dry Ingredients – Seasonings and other non-meat or dairy raw materials
- Trade Products – Product purchases distributed in the Traditional and Foodservice channels.
- Packaging – Plastic Film, Labels, Capsules, Bottles , Lids , etc.
- Direct Labor – Compensation directly related to food production.
- Energy – Fuel, Electricity , Gas, etc.
- Others –Depreciation, Maintenance, etc.

**SG&A:**

- Selling – Distribution, marketing, wages, sales commissions
- Administrative – Wages, rents, utilities
- General – Other minor expenses

# Margin Expansion in Europe





# Appendix A: Key Raw Material Price References

This appendix provides a detailed explanation on how to obtain key raw material price references from public sources. This is not intended as an exhaustive list of the company's raw materials nor is it a direct representation of the company's actual costs.

## Pork

- USA – USDA PM Ham, 23-27# Trmd Sel Ham
- USA – USDA Pork Trimmings - 42% Trim Combo, FOB Plant

## Poultry


- USA – USDA Chicken - MSC, Some Skin, 15-20% Fat, Fresh
- USA – USDA Turkey - MST, Some skin, under 20% fat, Fresh
- USA – USDA Turkey - Breast, Young Tom, Boneless & Skinless, Fresh
- USA – USDA Turkey - Thigh Meat, Boneless & Skinless, Fresh

## Dairy

- USA – USDA Milk Class III
- USA – USDA Block Cheddar Cheese 40lb

# USA – USDA PM Ham, 23-27# Trmd Sel Ham

https://mymarketnews.ams.usda.gov/filerepo/reports ← 1



United States Department of Agriculture  
Agricultural Marketing Service

[MyMarketNews \(MMN\) Homepage](#)[AMS Homepage](#)[Contact an Expert](#)[Report Index All](#)[Report Index Current](#)

Reports

Slug ID

Slug Name

Report Title

Published Date

Report Date

Market Types

2500

mm/dd/yyyy

- Any -

Apply


Slug ID	Slug Name	Report Title	Published Date	Report Date	Report Status	Document
2734	AJ_PY003	Shell Eggs: Daily New York Eggs				

Slug ID

[Type in]

2500

Apply



National Weekly Pork Report FOB Plant - Negotiated Sales

Agricultural Marketing Service  
Livestock, Poultry, and Grain Market News

Email us with accessibility issues regarding this report.

September 22, 2023  
LM\_PK610

USDA Estimated Pork Carcass Cut-Out

Based on negotiated prices and volume of pork cuts delivered within 0-14 days and on average industry cutting yields. Values reflect U.S. dollars per 100 pounds.

Calculations for 215 lb Pork Carcass. 55-56% lean, 0.55"-0.70" BF Last Rib

6 [Ctrl + F, type in 23 – 27]

Ham

20-23# Trmd Selected Ham

23-27# Trmd Selected Ham

7

Slug ID	Slug Name	Report Title	Published Date	Report Date	Report Status	Document
2500	AMS_2500	National Weekly Pork FOB Plant – Negotiated Sales (PDF) (LM_PK610)	09-22-2023 04:18:15 pm	2023-09-22	Final	<a href="#">view report</a>


4

Document

view report

# USA – USDA Pork Trimmings - 72% Trim Combo, FOB Plant

https://mymarketnews.ams.usda.gov/filerepo/reports ← 1



United States Department of Agriculture  
Agricultural Marketing Service

[MyMarketNews \(MMN\) Homepage](#)[AMS Homepage](#)[Contact an Expert](#)[Report Index All](#)[Report Index Current](#)

Reports

Slug ID

Slug Name

Report Title

Published Date

Report Date

Market Types

2500

mm/dd/yyyy

- Any -

Apply

Reports

Slug ID

Slug Name

Report Title

Published Date

Report Date

Report Status

Document

2734

AJ\_PY003

Shell Eggs: Daily New York Eggs


09-26-2023 12:35:45 pm

2023-09-26

Final

[view report](#)

Slug ID	Slug Name	Report Title	Published Date	Report Date	Report Status	Document
<a href="#">2500</a>	AMS_2500	National Weekly Pork FOB Plant - Negotiated Sales (PDF) (LM_PK610)	09-22-2023 04:18:15 pm	2023-09-22	Final	<a href="#">view report</a>



National Weekly Pork Report FOB Plant - Negotiated Sales

Agricultural Marketing Service  
Livestock, Poultry, and Grain Market News

Email us with accessibility issues regarding this report.

September 22, 2023  
LM\_PK610

USDA Estimated Pork Carcass Cut-Out

Based on negotiated prices and volume of pork cuts delivered within 0-14 days and on average industry cutting yields. Values reflect U.S. dollars per 100 pounds.

Calculations for 215 lb Pork Carcass. 55-56% lean, 0.55"-0.70" BF Last Rib

6 [Ctrl + F, type in Trim Combo]


7

Trim
42% Trim Combo
65% Trim Combo
72% Trim Combo



# USA – USDA Pork Trimmings - 42% Trim Combo, FOB Plant

https://mymarketnews.ams.usda.gov/filerepo/reports ← 1



United States Department of Agriculture  
Agricultural Marketing Service

[MyMarketNews \(MMN\) Homepage](#)[AMS Homepage](#)[Contact an Expert](#)[Report Index All](#)[Report Index Current](#)

Reports

Slug ID

Slug Name

Report Title

Published Date

Report Date

Market Types

2500

mm/dd/yyyy

- Any -

Apply

Reports

Slug ID

Slug Name

Report Title

Published Date

Report Date

Report Status

Document

2500

AJ\_PY003

Shell Eggs: Daily New York Eggs


09-26-2023 12:35:45 pm

2023-09-26

Final

[view report](#)

Slug ID	Slug Name	Report Title	Published Date	Report Date	Report Status	Document
<a href="#">2500</a>	AMS_2500	National Weekly Pork FOB Plant - Negotiated Sales (PDF) (LM_PK610)	09-22-2023 04:18:15 pm	2023-09-22	Final	<a href="#">view report</a>



National Weekly Pork Report FOB Plant - Negotiated Sales

Agricultural Marketing Service  
Livestock, Poultry, and Grain Market News

Email us with accessibility issues regarding this report.

September 22, 2023  
LM\_PK610

USDA Estimated Pork Carcass Cut-Out

Based on negotiated prices and volume of pork cuts delivered within 0-14 days and on average industry cutting yields. Values reflect U.S. dollars per 100 pounds.

Calculations for 215 lb Pork Carcass. 55-56% lean, 0.55"-0.70" BF Last Rib

6 [Ctrl + F, type in Trim Combo]

7

Trim

42% Trim Combo

65% Trim Combo

72% Trim Combo

# USA – USDA Beef Trimmings, National, FOB Plant, Fresh 50%


The image shows the USDA AMS homepage. A red circle with the number 1 highlights the 'Run a Custom Report' link in the 'Custom Reports' section. The page includes navigation links for Market News, AMS Home, Newsroom, Opportunity, and Online Forms. It also features a search bar and a 'Log In | Register' link.

The image shows the 'Run a Custom Report' and 'Report Results' pages. A red circle with the number 2 highlights the 'Run' button on the 'Run a Custom Report' page. A red circle with the number 3 highlights the 'Report Results' page, which displays the report title and a link to view the report. A red circle with the number 4 highlights the 'Click on the desired section' link in the 'Report Results' page.

The image shows the 'Filter Criteria' and 'Generate Report' pages. A red circle with the number 5 highlights the 'National' checkbox in the 'Filter Criteria' section. A red circle with the number 6 highlights the 'Continue >>' button. A red circle with the number 7 highlights the 'Bull Product, Fresh 50%' option in the 'Item Description' dropdown. A red circle with the number 8 highlights the 'CSV(Comma Separated Values)' option in the 'Select the file format you wish to receive' section. A red circle with the number 9 highlights the 'Generate Report >>' button. A red circle with the number 10 highlights the 'CSV(Comma Separated Values)' option in the 'Select the file format you wish to receive' section. A red circle with the number 11 highlights the 'Generate Report >>' button.

# USA – USDA Chicken - MSC, 15-20% Fat, Fresh

https://mymarketnews.ams.usda.gov/filerepo/reports ← 1



United States Department of Agriculture  
Agricultural Marketing Service

[MyMarketNews \(MMN\) Homepage](#)[AMS Homepage](#)[Contact an Expert](#)[Report Index All](#)[Report Index Current](#)

Reports

Slug ID

Slug Name

Report Title

Published Date

Report Date

Market Types

3646

mm/dd/yyyy

mm/dd/yyyy

- Any -

Apply

Slug ID

Slug Name

Report Title

Published Date

Report Date

Report Status

Document

3646

AMS\_3646

Weekly National

09-22-2023 04:21:46 pm

2023-09-18 - 2023-09-22

Final

[view report](#)

Slug ID	Slug Name	Report Title	Published Date	Report Date	Report Status	Document
<a href="#">3646</a>	AMS_3646	Weekly National Chicken Report	09-22-2023 04:21:46 pm	2023-09-18 - 2023-09-22	Final	<a href="#">view report</a>



Weekly National Chicken Report

Agricultural Marketing Service

Livestock, Poultry and Grain Market News

September 22, 2023

Email us with accessibility issues with this report.

Report For: 9/18/2023 to 9/22/2023

Special Note: Corrected Copy: Frozen MSC Export from 32.38 216 LBS to 33.10 210 LBS

6  
[Ctrl + F, type in MSC, 15]

Leg quarters - Bulk:

Legs - Bone-in:


Livers:

MSC, 15-20% Fat Content:

# USA – USDA Turkey - MST, Some skin, under 20% fat, Fresh

https://mymarketnews.ams.usda.gov/filerepo/reports ← 1

5 [Pop – up]



United States Department of Agriculture  
Agricultural Marketing Service

[MyMarketNews \(MMN\) Homepage](#)[AMS Homepage](#)[Contact an Expert](#)[Report Index All](#)[Report Index Current](#)

Reports

Slug ID

Slug Name

Report Title

Published Date

Report Date

Market Types

3647

mm/dd/yyyy

mm/dd/yyyy

- Any -

Apply

Slug ID [Type in]

3647

Apply

Slug ID	Slug Name	Report Title	Published Date	Report Date	Report Status	Document
<a href="#">3647</a>	AMS_3647	Weekly National Turkey Report	09-25-2023 08:42:47 am	2023-09-11 – 2023-09-15	Final	<a href="#">view report</a>



Weekly National Turkey Report

Agricultural Marketing Service

Livestock, Poultry and Grain Market News

\*Report Correction on 9/15/2023\*\*

September 25, 2023

Email us with accessibility issues with this report.

Report For: 9/11/2023 to 9/15/2023



6 [Ctrl + F, type in 15 – 20]

7 →

Slug ID	Slug Name	Report Title	Published Date	Report Date	Report Status	Document
<a href="#">3647</a>	AMS_3647	Weekly National Turkey Report	09-25-2023 08:42:47 am	2023-09-11 – 2023-09-15	Final	<a href="#">view report</a>

Document

[view report](#)

Breast, Bone-in, Basted, 8-10 lb

Breasts, Boneless/Skinless, Tom

Drumsticks, Tom

Frames, Pet Food

Mechanically Separated, 15-20% Fat Content



# USA – USDA Turkey - Breast, Young Tom, Boneless & Skinless, Fresh

https://mymarketnews.ams.usda.gov/filerepo/reports ← 1

USDA

United States Department of Agriculture

Agricultural Marketing Service

[MyMarketNews \(MMN\) Homepage](#)

[AMS Homepage](#)

[Contact an Expert](#)

[Report Index All](#)

[Report Index Current](#)

Reports

Slug ID

Slug Name

Report Title

Published Date

Report Date

Market Types

3647

mm/dd/yyyy

mm/dd/yyyy

- Any -

Apply

Slug ID	Slug Name	Report Title	Published Date	Report Date	Report Status	Document
<a href="#">3647</a>	AMS_3647	Weekly National Turkey Report	09-25-2023 09:00 am	2023-09-11 – 2023-09-15	Final	<a href="#">view report</a>

USDA

Weekly National Turkey Report

Agricultural Marketing Service

Livestock, Poultry and Grain Market News

\*Report Correction on 9/15/2023\*\*

September 25, 2023

Email us with accessibility issues with this report.

Report For: 9/11/2023 to 9/15/2023

[Ctrl + F, type in *Boneless*]

Document

view report

6 [Ctrl + F, type in *Boneless*]

7 →

Breast, Bone-in, Basted, 8-10 lb

Breasts, Boneless/Skinless, Tom

Drumsticks, Tom

Frames, Pet Food

Mechanically Separated, 15-20% Fat Content

Sigma

# USA – USDA Turkey - Thigh Meat, Boneless & Skinless, Fresh

https://mymarketnews.ams.usda.gov/filerepo/reports ← 1

USDA

United States Department of Agriculture  
Agricultural Marketing Service

[MyMarketNews \(MMN\) Homepage](#)[AMS Homepage](#)[Contact an Expert](#)[Report Index All](#)[Report Index Current](#)

Reports

Slug ID

Slug Name

Report Title

Published Date

Report Date

Market Types

- Any -

3647

mm/dd/yyyy

mm/dd/yyyy

Apply

Slug ID	Slug Name	Report Title	Published Date	Report Date	Report Status	Document
<a href="#">3647</a>	AMS_3647	Weekly National Turkey Report	09-25-2023 09:00 am	2023-09-11 – 2023-09-15	Final	<a href="#">view report</a>

USDA

Weekly National Turkey Report

Agricultural Marketing Service  
Livestock, Poultry and Grain Market News

\*Report Correction on 9/15/2023\*\*  
September 25, 2023

Email us with accessibility issues with this report.

Report For: 9/11/2023 to 9/15/2023

6 [Ctrl + F, type in *Boneless*]

[Ctrl + F, type in *Boneless*]

4

Document

view report

7 →

Gizzards,Defatted

Necks, Tom

Tails

Thigh Meat,Boneless  
Skinless

# USA – USDA Dairy - CME, Milk Class III

https://mpr.datamart.ams.usda.gov/ ← 1

[Pop – up]

USDA

United States Department of Agriculture

Agricultural Marketing Service

Home | About Dairy | About LPGMN | Careers | Help | Contact Us

Return to AMS

Commodity

Cattle

Hogs

Sheep

Beef

Pork

Lamb

Dairy

FMMOS

DATA

MART

Your one stop supermarket for MPR historical data.

Pork

Lamb

Dairy

FMMOS

USDA Agricultural Marketing Service (AMS) Livestock, Poultry and Grain Market News (DMN) website for historical mandatory reporting data and reports. New users should click on the "Help" link to learn how to navigate the search screens.

AMS announces the availability of the first ever USDA Market News Mobile App, which provides historical market information. The initial version of the free app includes reports on livestock, poultry and grain market reports, with additional commodities added throughout the coming year.

7

Dairy Monthly National Report			
Week Ending Date	Report Date	Report Year	Report Month
08/26/2023	08/30/2023	2023	Aug



Detail				
Class 2 Price	Class 2 Butterfat Price	Advanced Skim Milk Class 2 Price	Class 3 Price	Class Skim Milk Price

8

3

• All Dairy

4

(DY\_CL102) National Dairy Products Prices - Monthly

5

Narrative

Continue >>

6

<< Back

Generate Report >>

Reset

# USA – USDA Dairy - Block Cheddar Cheese 40lb

https://mpr.datamart.ams.usda.gov/ ← 1

[Pop – up]

USDA

United States Department of Agriculture

Agricultural Marketing Service

Home | About Dairy | About LPGMN | Careers | Help | Contact Us

Return to AMS

Commodity

- Cattle
- Hogs
- Sheep
- Beef
- Pork
- Lamb
- Dairy
- FMMOS

DATA

MART

Your one stop supermarket for MPR historical data.

USDA Agricultural Marketing Service (AMS) Livestock, Poultry and Grain Market News (DMN) website for historical mandatory reporting data and reports. New users should click on the "Help" link to learn how to navigate the search screens.

AMS announces the availability of the first ever USDA Market News Mobile App, which provides historical market information. The initial version of the free app includes historical market reports, with additional commodities added throughout the coming year.

7

Dairy Monthly National Report			
Week Ending Date	Report Date	Report Year	Report Month
08/26/2023	08/30/2023	2023	Aug

8

DM thly rage ce	Cheese Monthly Average Price	Cheese Monthly 40- Pound Block Price	Cheese Monthly 500-Pound Barrel Price
-----------------------	---------------------------------------	---	--

3

- All Dairy

4

(DY\_CL102) National Dairy Products Prices - Monthly

5

Narrative

Continue >>

6

<< Back

Generate Report >>

Reset





## Contact

Hernán F. Lozano  
V.P. of Investor Relations  
T. +52 (81) 8748-2521  
[iralfa@alfa.com.mx](mailto:iralfa@alfa.com.mx)